

Illustrated Parts Manual for the EMB 10/6T embroidery peripheral



PRE-RELEASE

- A Complete Illustrated Parts Manual
- Six Melco Heads, bridge mounted
- Melco Control Panel Software
- Expanded Embroidery Field
- 10 Needles, automatic color change
- Automatic Trimmers
- Caps, Tubular
- **CE**

Melco 
Embroidery Systems

Part Number 12159, Revision A

A Saurer Group Company

From the library of: Superior Sewing Machine & Supply LLC

1575 West 124th Avenue
Denver, Colorado 80234
United States of America
E-mail: editor@melco.com

© Copyright 1999 by Melco Embroidery Systems

ALL RIGHTS RESERVED No part of this publication may be reproduced, stored in a retrieval system, or transmitted in any form or by any means (electronic, mechanical, photocopying, recording, or otherwise) without prior written approval of Melco Embroidery Systems. Melco reserves the right to revise this publication and to make changes in it at any time without obligation of Melco to notify any person or organization of such revisions or changes.

All precautions have been taken to avoid errors or misrepresentations of facts, equipment, or products. However, Melco does not assume any liability to any party for loss or damage caused by errors or omissions.

Printed in the United States of America

Prelease Printing, December, 1999

PRE-RELEASE

Table of Contents

Description	Page Number
Top Assembly (1 of 10)	1-1
Top Assembly (2 of 10)	1-3
Top Assembly (3 of 10)	1-5
Top Assembly (4 of 10)	1-7
Top Assembly (5 of 10)	1-9
Top Assembly (6 of 10)	1-11
Top Assembly (7 of 10)	1-13
Top Assembly (8 of 10)	1-15
Top Assembly (9 of 10), Harness Diagram 1 of 2	1-17
Top Assembly (10 of 10), Harness Diagram 2 of 2	1-19
Side Cover Assembly	2-1
Operator Interface Assembly	3-1
On/Off Panel Assembly	4-1
E-Stop Switch Assembly	5-1
Keypad Panel Assembly	6-1
Switch Panel Assembly (Start/Stop Spacer Cover)	7-1
Switch Panel Assembly (Right Tensioner Bracket Cover)	8-1
Needle Indicator Panel Assembly	9-1
Thread Tensioner Assembly	10-1
Head Drive Assembly	11-1
Jumpstitch Drive Assembly	12-1
Head Assembly	13-1
Reciprocator Assembly	14-1
Head Right Cover Assembly	15-1
Needle Case Assembly (1 of 3)	16-1
Needle Case Assembly (2 of 3)	16-2
Needle Case Assembly (3 of 3)	16-3
Color Change Box Assembly	17-1
Grabber Assembly	18-1
Grabber Shaft Assembly, Left	19-1
Grabber Shaft Assembly, Right	20-1
Grabber Blade Assembly	21-1
Picker Assembly	22-1
Bed Assembly	23-1

Description	Page Number
Needle Plate Bracket Assembly	24-1
Trimmer Assembly	25-1
X-Beam Assembly (1 of 3)	26-1
X-Beam Assembly (2 of 3)	26-2
X-Beam Assembly (3 of 3)	26-3
Tubular Arm Assembly	27-1
Y-Drive Assembly	28-1
Lower Z-Shaft Belt Tensioner Assembly	29-1
Upper Z-Shaft Bearing Assembly	30-1
Lower Z-Shaft Bearing Assembly	31-1
Junction Box Assembly	32-1
Junction Box Wiring Diagram	32-4
Power Insert Assembly	33-1
Terminal Block Assembly	34-1
Power Distribution Assembly	35-1
Power Distribution Wiring Diagram	35-3
Tubular Hoops (1 of 2)	36-1
Tubular Hoops (2 of 2)	36-3
Wooden Hoop Assemblies	37-1
Wide-Angle Cap Driver (1 of 3)	38-1
Wide-Angle Cap Driver (2 of 3)	38-3
Wide-Angle Cap Driver (3 of 3)	38-5
Wide-Angle Cap Driver Interface	39-1
Wide-Angle Cap Frame (1 of 2)	40-1
Wide-Angle Cap Frame (2 of 2)	40-3
Tensioner Disk Assembly for Wide-Angle Cap Frame	41-1
Conventional Cap Frame for Wide-Angle Driver	42-1
Wide-Angle Cap Frame Gauge	43-1
Sash Frame Assembly (1 of 3)	44-1
Sash Frame Assembly (2 of 3)	44-3
Sash Frame Assembly (3 of 3)	44-5
Sash Hoop Assemblies	44-7
INDEX	

Introduction

Model and Serial Numbers

The contents of this manual must be understood by the user to ensure that the correct part for the correct machine model is selected.

Some equipment built by Melco containing the same "common" name may be identified by more than one model part number. In some cases, a different serial number sequence is also prevalent between two models of the same machine.

This manual represents the initial release of the Melco model EMB 10/6T Embroidery Machine. The machine part number is 10400.

Determine the model number of your machine before you use this manual to order parts. The machine MODEL number is located on the identification plate that is placed on the lower right front of the chassis.

Remember, although many parts are identical between the various embroidery peripheral models, this manual should only be used for identifying and ordering parts for the machines described above.

How To Use This Manual

The manual is divided into several sections, each containing a set of parts most common to each other, or to a function of the machine.

Part Numbers

The part numbers found in the first column of the parts list on the pages adjacent to the illustration are the numbers identifying the parts. These are the Melco part numbers to reference when ordering parts for replacement on the machine.

SPECIAL INSTRUCTIONS

An *Italicized* part number is NOT a readily available spare part - You **MUST** call Melco Service for information on price and availability.

Part numbers in **Bold Text** ARE readily available spare parts - You may place your order directly with Melco by faxing or emailing a completed order form.

NOTE: You will find a blank FAX - PART ORDER FORM at the end of this Introduction. Be certain you supply all your credit card information, or indicate COD on the order form.

If you need to discuss your parts requirement situation before ordering, you may also contact Melco Service at 1-303-457-2025.

Part numbers with one or more asterisk (*) beside them indicate they are ONLY available as part of a larger assembly as indicated in the notes at the end of the part list page. Part numbers in any given illustration with the same number of asterisks are for the same larger assembly.

A part number with one or more pound (#) sign beside it is an indication there is a special note at the end of the part list page explaining the particular situation with that part.

Illustrations

Accompanying each section is an illustration showing the general area of the machine that is represented in that section. Parts are identified in the illustrations with arrows associated with their part numbers pointing to the part with that number. Letters contained in circles generally are used to refer the user to a different illustration or section of the manual that identifies the assembly with more detail. Part numbers, quantities, and part descriptions for the parts called out in the illustrations are found on the following pages adjacent to the illustrations.

Quantities

The second column in the parts list identifies how many times the part is used in that illustration.

Part Descriptions

Each part listed has a descriptive name in the third column of the parts listing. Hardware (such as screws, washers, etc.) are described by size in order to help the user to identify common hardware items that can be obtained by local sources if desired.

CAUTION: When purchasing hardware from a source other than Melco, it is the user's responsibility to ensure that such hardware is of sufficient quality and grade to meet or exceed Melco's original equipment hardware. Melco assumes no liability for the use of inadequate hardware that was purchased by and/or installed by other than an authorized Melco factory representative.



FAX – PART ORDER FORM

FOR DOMESTIC USE ONLY

FAX TO: 303-457-0432

DATE: _____ CUSTOMER NAME: _____ CUSTOMER NUMBER: _____ (IF KNOWN) CUSTOMER ADDRESS: _____ _____ CUSTOMER PHONE #: _____ CUSTOMER FAX #: _____ CUSTOMER E-MAIL: _____ MACHINE MODEL#: _____ SERIAL #: _____	<u>SHIPPING VIA</u> UPS: <input type="checkbox"/> RED <input type="checkbox"/> REDSAVER <input type="checkbox"/> BLUE <input type="checkbox"/> GROUND
-------------------------------------------------------------------------------------------------------------------------------------------------------------------------------------------------------------------------------------------------------------------------------------------------------	------------------------------------------------------------------------------------------------------------------------------------------------------------------------------------

SHIPPING INFORMATION: SAME AS ABOVE

COMPANY NAME _____

SHIPPING ADDRESS _____

CITY _____

STATE _____

PHONE _____

METHOD OF PAYMENT: MASTERCARD VISA AMERICAN EXPRESS

CREDIT CARD #:

NAME ON CREDIT CARD: _____

EXPIRATION DATE:

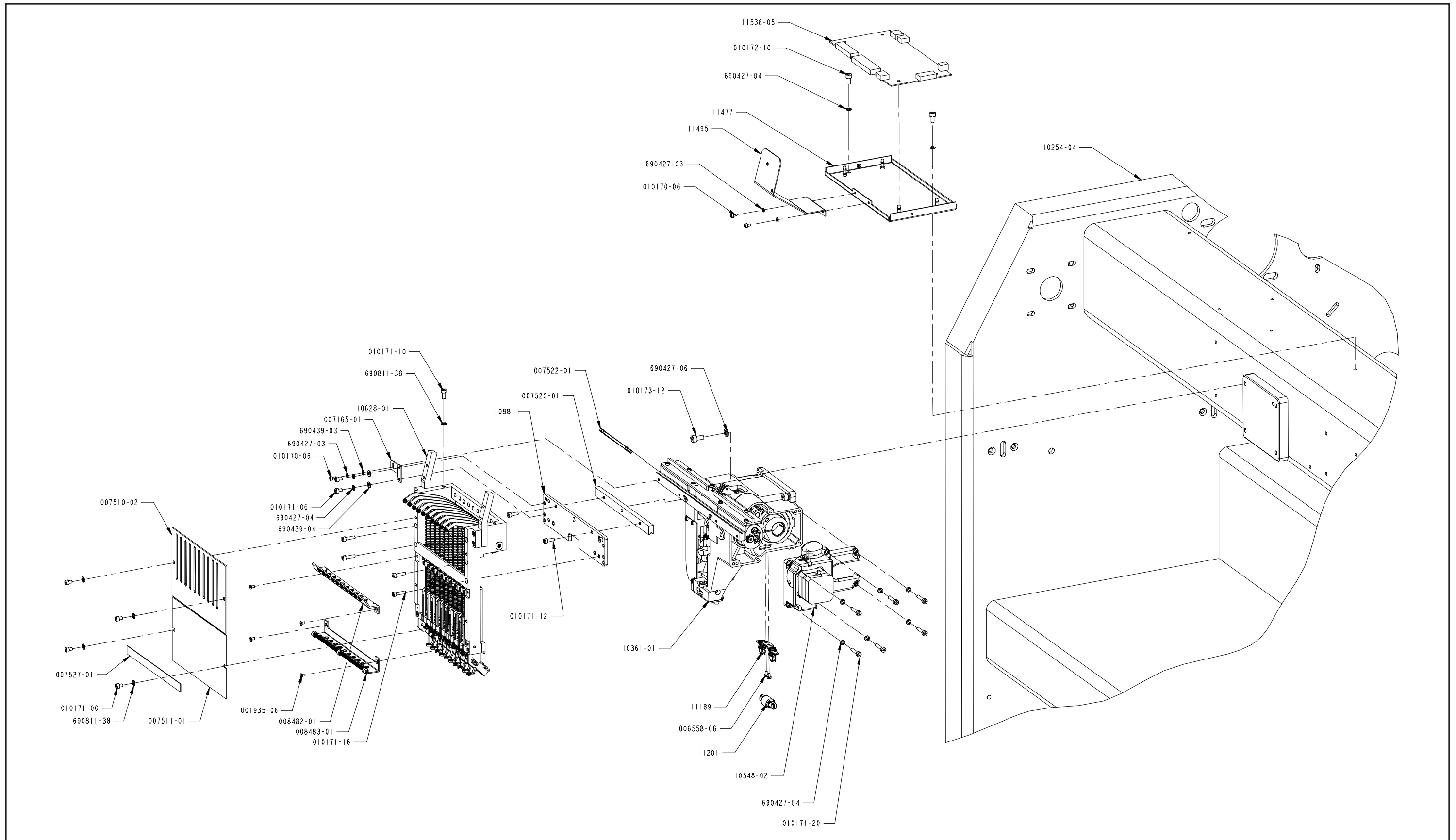
MONTH YEAR SIGNATURE _____

ITEM	PART #	QUANTITY	DESCRIPTION
1			
2			
3			
4			
5			
6			
7			
8			

NOTE: MELCO WILL CALL TO CONFIRM STOCK AVAILABILITY, PRICES & SHIPPING COSTS BEFORE CHARGING CREDIT CARD OR SHIPPING PARTS.

This page intentionally left blank

Top Assembly (1 of 10)

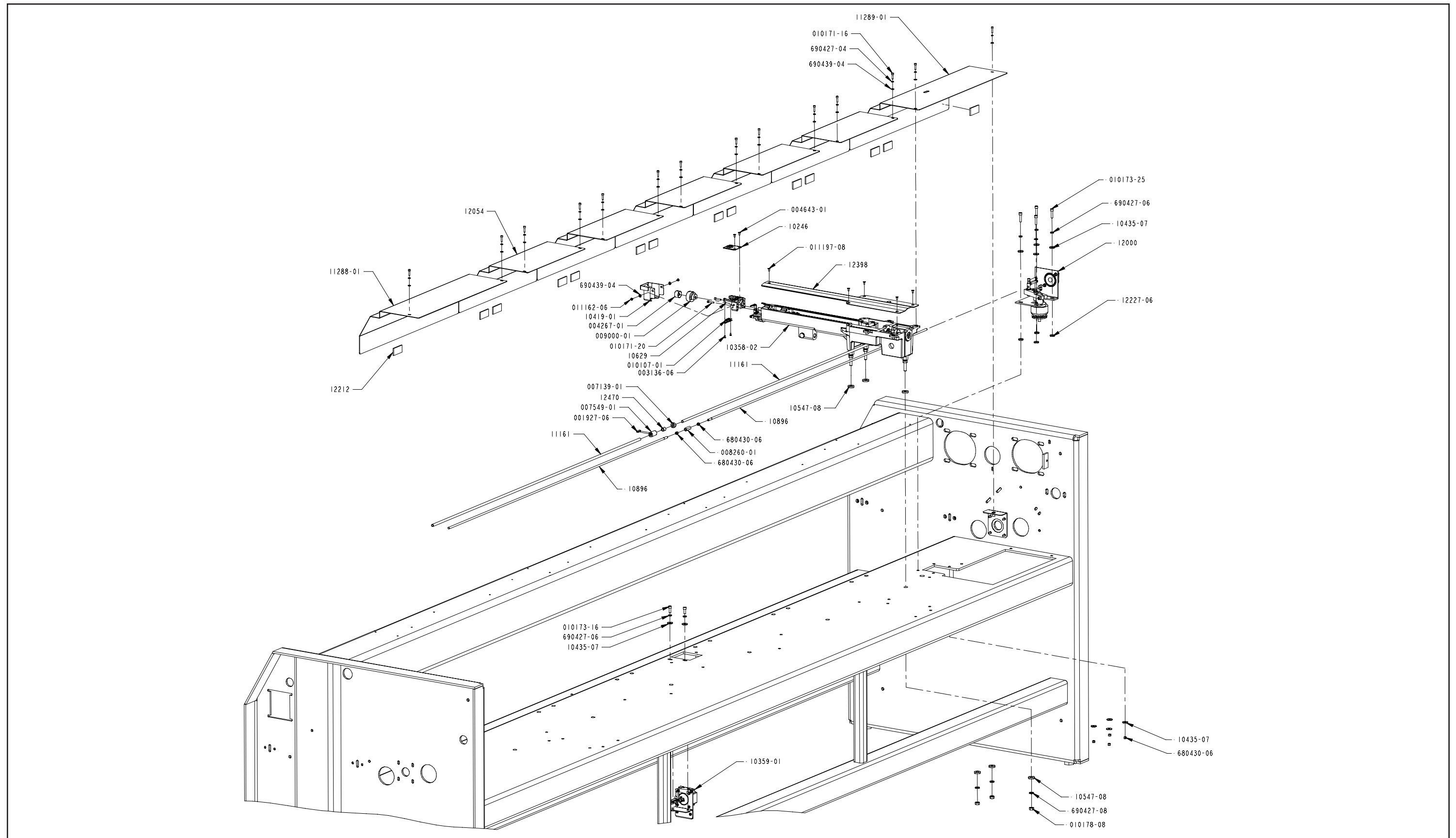


Top Assembly (1 of 10)

Part Number	Qty	Description
10881	6	Plate, Bearing, Retainer, Assy
11189	6	Holder, Lamp, For 577 Bulb
11201	6	Bulb, Light, 12V, 18W
11477	6	Plate, Mounting, Headnode
11495	6	Bracket, Headnode, Flex Cable
<i>001935-06</i>	24	Screw, Flat Head, Phillips, M3 x 6mm
<i>006558-06</i>	12	Screw, Pan Head Phillips, M3 x 6mm LG
007165-01	2	Support, Shipping, Needle Case
007510-02	6	Cover, Ndl Cs, Upper
007511-01	6	Cover, Ndl Cs, Lower
007520-01	6	V-Rail, Needle Case
007522-01	6	Bearing, Cross Roller
007527-01	6	Magnet, Thread Retaining
008482-01	6	Guide, Thd, Middle, Assy
008483-01	6	Guide, Thd, Lower, Assy
<i>010170-06</i>	14	Screw, M3 x 0.5 X 6mm Socket Head Cap, Zinc Plate
<i>010171-06</i>	28	Screw, M4 x 0.7 X 6mm Socket Head Cap, Zinc Plate
<i>010171-10</i>	6	Screw, M4 x 0.7 X 10mm Socket Head Cap, Zinc Plate
<i>010171-12</i>	12	Screw, M4 x 0.7 X 12mm Socket Head Cap, Zinc Plate
<i>010171-16</i>	24	Screw, M4 x 0.7 X 16mm Socket Head Cap, Zinc Plate
<i>010171-20</i>	36	Screw, M4 x 0.7 X 20mm Socket Head Cap, Zinc Plate
<i>010172-10</i>	12	Screw, M5 x 0.8 X 10mm Socket Head Cap, Zinc Plate
<i>010173-12</i>	24	Screw, M6 x 12mm, Socket Head Cap, Zinc Plate
<i>10254-04</i>	1	Frame, Weldment
<i>10361-01</i>	6	Drive, Bridge Head, Assy
10548-02	6	Cover, Right, Assy
<i>10628-01</i>	6	Assy, Needle Case, 10 NDl
11536-05	6	PCB Assy, Headnode (9849), Can Bus
<i>690427-03</i>	14	Washer, Lock, Split, M3
<i>690427-04</i>	52	Washer, Lock, Split, M4
<i>690427-06</i>	24	Washer, Lock, Split, M6
<i>690439-03</i>	2	Washer, Flat, M3
<i>690439-04</i>	4	Washer, Flat, M4
<i>690811-38</i>	30	Washer, Lock, Internal Tooth, #8

Please refer to the SPECIAL INSTRUCTIONS section in the Introduction of this manual for information regarding the meaning of the **Bold** and *Italicized*, part number, as well as the asterisk (*) and pound (#) signs found throughout this manual.

Top Assembly (2 of 10)

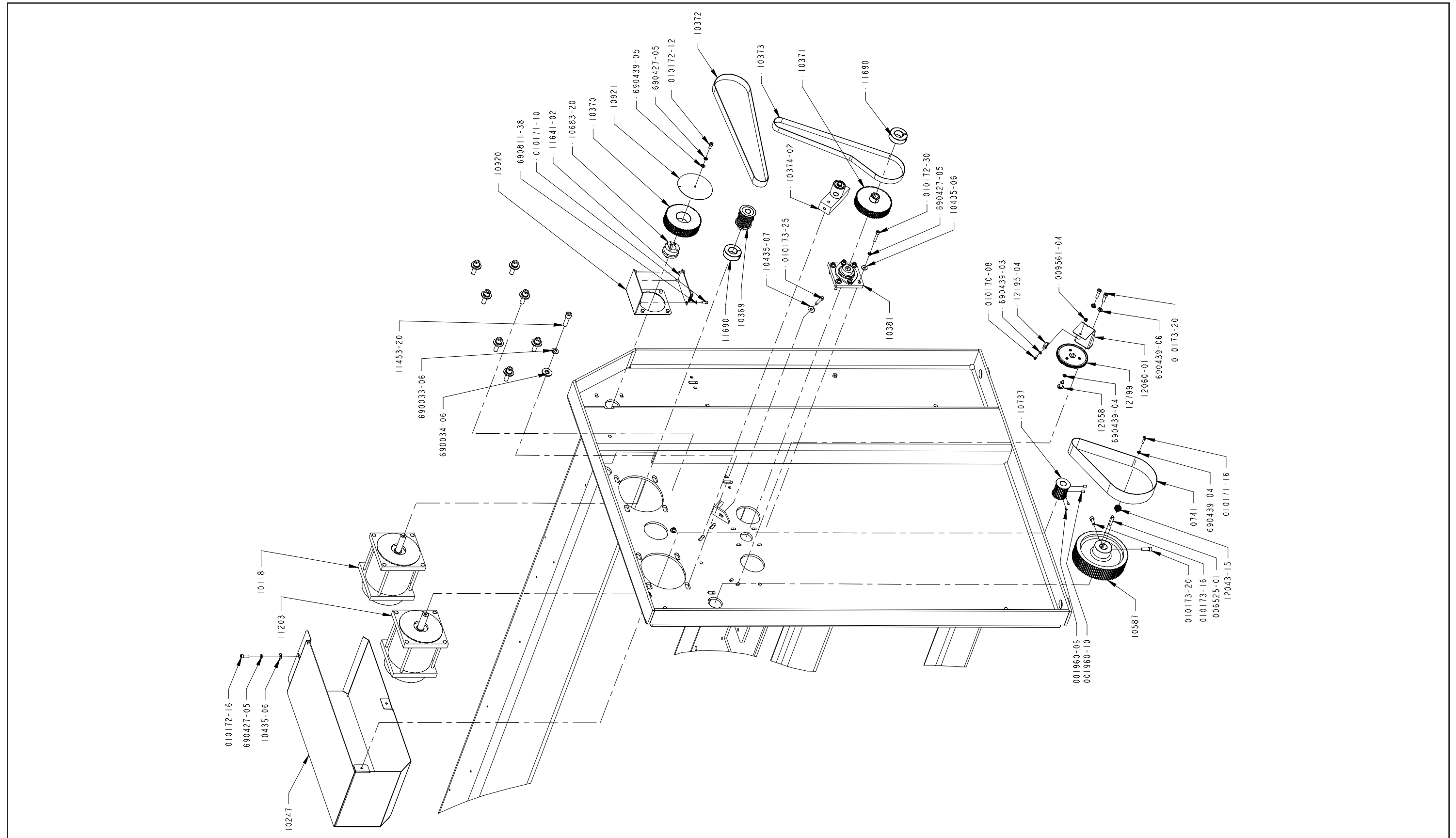


Top Assembly (2 of 10)

Part Number	Qty	Description
10246	6	Needle Plate, Pocketed
10629	6	Needle Plate Bracket Assembly
10896	2	Rod, Trimmer Drive, 6MM
11161	2	Shaft, Grabber, Drive
12000	1	Trimmer Assembly
<i>12054</i>	5	Cover, Spacer, Bed, Middle
12212	14	Fastener, Reclosable
<i>12398</i>	6	Cover, Bed, Assy
12470	1	Spacer, Nylon, .325 ID X .450 OD
001927-06	2	Screw, Set, Skt, Flt Pt, M5 x .8 x 6MM
<i>003136-06</i>	12	Screw, Button Head, Socket, M3 x 0.5 x 6MM
004267-01	6	Case Bobbin
004643-01	12	Screw, Needle Plate
007139-01	1	Collar, Clamp
007549-01	1	Coupler, Shaft, Grabber
008260-01	1	Coupling, Rod, 6mm
009000-01	6	Hook, Rotary
010107-01	6	Under Thread Control, Assembly
<i>010171-16</i>	14	Screw, M4 x 0.7 X 16mm Socket Head Cap, Zinc Plate
<i>010171-20</i>	12	Screw, M4 x 0.7 X 20mm Socket Head Cap, Zinc Plate
<i>010173-16</i>	2	Screw, M6 x 16mm, Socket Head Cap, Zinc Plate
<i>010173-25</i>	4	Screw, M6 x 25mm, Socket Head Cap, Zinc Plate
<i>010178-08</i>	18	Nut, Hex, Fine Thread, M8
<i>011162-06</i>	12	Screw, M4 x .7 x 6MM, Button Head Cap, Zinc Plate
<i>011197-08</i>	30	Screw, Flat Head Socket, M4 x 0.7 x 12mm
10358-02	6	Bed, Cylinder, Bridge, Assy
10359-01	1	Drive, Picker, Assy
10419-01	6	Cover, Rotary Hook
<i>10435-07</i>	10	Washer, Fender, 6.4 x 18 x 1.6mm
<i>10547-08</i>	36	Washer, Flat, M8
<i>11288-01</i>	1	Cover, Spacer, Bed, Right
<i>11289-01</i>	1	Cover, Spacer, Bed, Left
12227-06	4	Spacer, Nylon, Round, .25 ID, .615 OD, .09
<i>680430-06</i>	6	Nut, Hex, Metric, M6
<i>690427-04</i>	14	Washer, Lock, Split, M4
<i>690427-06</i>	6	Washer, Lock, Split, M6
<i>690427-08</i>	18	Washer, Lock, Split, M8
<i>690439-04</i>	26	Washer, Flat, M4

Please refer to the SPECIAL INSTRUCTIONS section in the Introduction of this manual for information regarding the meaning of the **Bold** and *Italicized*, part number, as well as the asterisk (*) and pound (#) signs found throughout this manual.

Top Assembly (3 of 10)



Top Assembly (3 of 10)

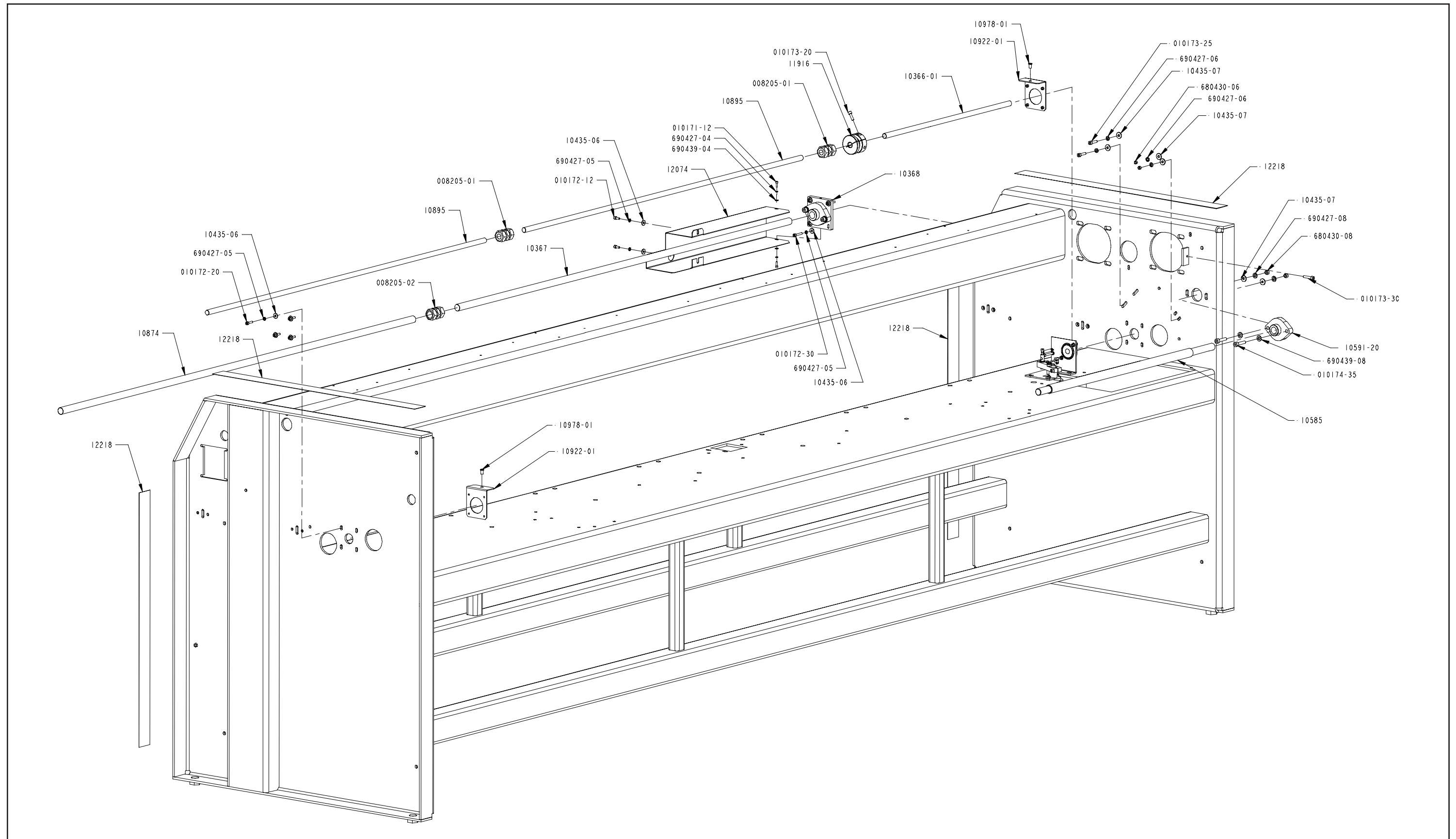
Part Number	Qty	Description
10118	1	Motor, Brushless DC, 4000 RPM, 38 lb/in (Z Motor)
<i>10247</i>	1	Cover, Motor, Y & Z
10369	1	Pulley, Motor
10370	1	Pulley, Z-Shaft, Upper
10371	1	Pulley, Z-Shaft, Lower
10372	1	Belt, Tmng, RPP5, 170 Tooth
10373	1	Belt, Tmng, RPP5, 160 Tooth
10381	1	Bearing, Z-Shaft, Lower, Assy
10587	1	Pulley, Y-Drive
10737	1	Pulley, Motor, Y-Drive
10741	1	Belt, Continuous, AT5, 610MM
<i>10920</i>	1	Bracket, Mounting, PCB, Head
10921	1	Disc, Head Up
11203	1	Motor, Brushless DC, 1500 RPM, 4.378 Nm (Y Motor)
11690	2	Collar, Clamp, 1 Piece, 23MM ID
12058	1	Screw, Shldr, 8MM OD X 14MM LG
12799	1	Y-Home, Gear/Flag Assy
001960-06	2	Screw, Set, Flat Point, M4 x 0.7 x 6mm
001960-10	2	Screw, Set, Flat Point, M4 x 0.7 x 10mm
006525-01	1	Key, Shaft, 6MM X 6MM
<i>009561-04</i>	1	Nut, Kep, M4
<i>010170-08</i>	1	Screw, M3 x 0.5 X 8mm Socket Head Cap, Zinc Plate
<i>010171-10</i>	3	Screw, M4 x 0.7 X 10mm Socket Head Cap, Zinc Plate
<i>010171-16</i>	1	Screw, M4 x 0.7 X 16mm Socket Head Cap, Zinc Plate
<i>010172-12</i>	1	Screw, M4 x 0.8 X 12mm Socket Head Cap, Zinc Plate
<i>010172-16</i>	3	Screw, M5 x 0.8 X 16mm Socket Head Cap, Zinc Plate
<i>010172-30</i>	4	Screw, M5 x 0.8 X 30mm Socket Head Cap, Zinc Plate
<i>010173-16</i>	1	Screw, M6 x 16mm, Socket Head Cap, Zinc Plate
<i>010173-20</i>	3	Screw, M6 x 20mm, Socket Head Cap, Zinc Plate
<i>010173-25</i>	1	Screw, M6 x 25mm, Socket Head Cap, Zinc Plate
<i>10374-02</i>	1	Tensioner, Belt, Z-Shaft, Lower
<i>10435-06</i>	7	Washer, Fender, 5.3 x 15 x 1.2mm
<i>10435-07</i>	1	Washer, Fender, 6.4 x 18 x 1.6mm
10683-20	1	Connector, Shaft/Hub, Locking, Keyless, 20mm Shaft
11453-20	8	Screw, 3/8 -16 X 1-1/4" LG Socket Head Cap, Zinc Plate
11641-02	1	PCB Assy, Z Index (9849)

Assembly (3 of 10) Continued

Part Number	Qty	Description
12043-15	1	Gear, Spur, M1, Plastic Z=15
<i>12060-01</i>	1	Bracket, Y-Home Sensor
<i>12195-04</i>	1	Assy, 9.0 in. Optical Switch (9852)
<i>690033-06</i>	8	Washer, Lock, Split, 3/8, Zinc Plate
<i>690034-06</i>	8	Washer, Flat, 3/8 NOM
<i>690427-05</i>	8	Washer, Lock, Split, M5
<i>690439-03</i>	1	Washer, Flat, M3
<i>690439-04</i>	2	Washer, Flat, M4
<i>690439-05</i>	1	Washer, Flat, M5
<i>690439-06</i>	2	Washer, Flat, M6
<i>690811-38</i>	3	Washer, Lock, Internal Tooth, #8

Please refer to the SPECIAL INSTRUCTIONS section in the Introduction of this manual for information regarding the meaning of the **Bold** and *Italicized*, part number, as well as the asterisk (*) and pound (#) signs found throughout this manual.

Top Assembly (4 of 10)

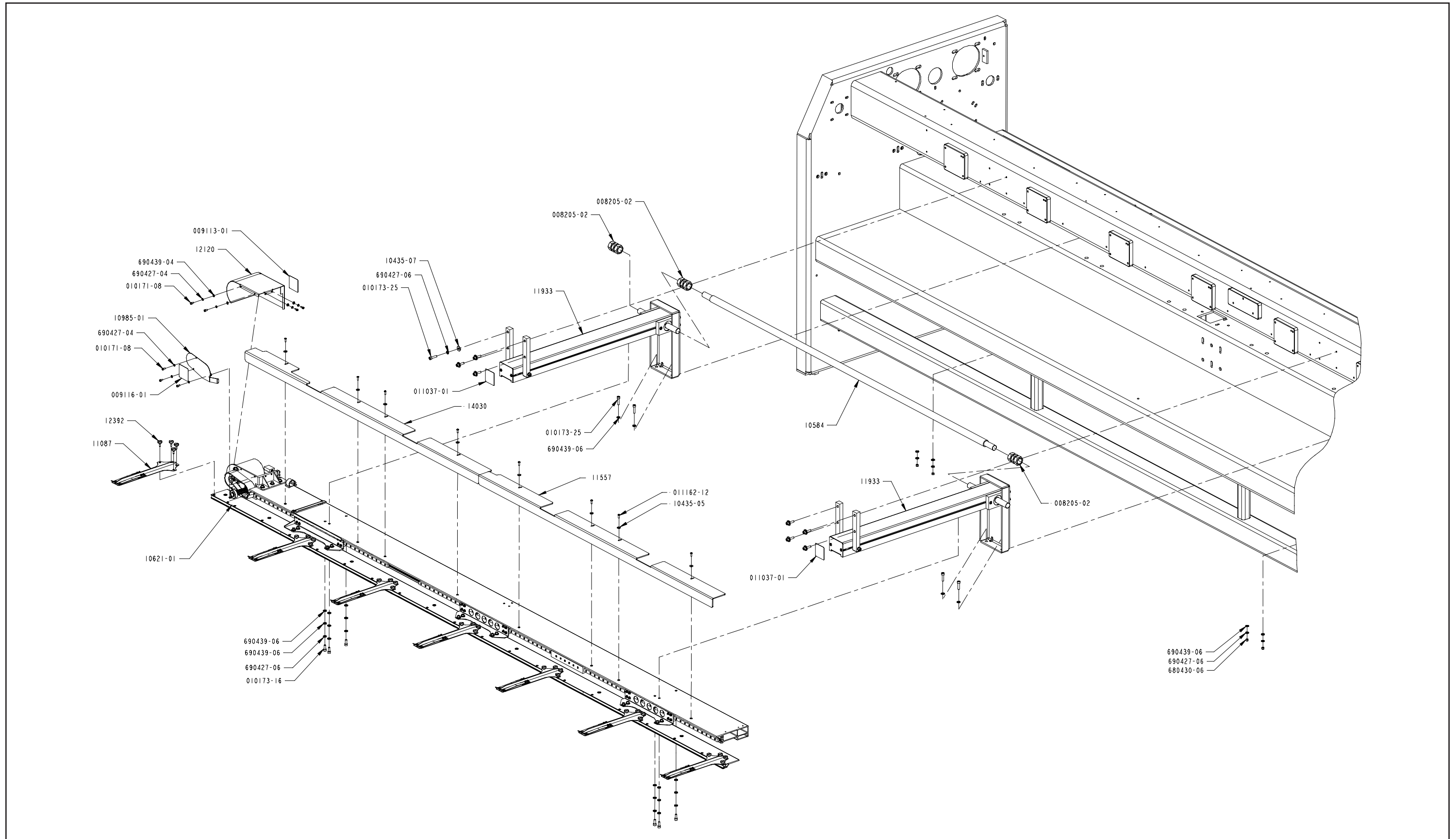


Top Assembly (4 of 10)

Part Number	Qty	Description
10367	1	Shaft, Z-Drive, Upper, Left
10368	1	Bearing, Z-Shaft, Upper, Assy
10585	1	Shaft, Y-Drive, Left
10874	1	Shaft, Z-Drive, Upper, Right
10895	2	Shaft, Z-Drive, Lower, Right
11916	1	Cam, Trimmer, Bridge
<i>12074</i>	1	Cover, Left Z-Drive Shaft
12218	4	Gasket, Cover, Side
008205-01	2	Coupling, Conntg, 15MM
008205-02	1	Coupling, Conntg, 20MM
<i>010171-12</i>	2	Screw, M4 x 0.7 X 12mm Socket Head Cap, Zinc Plate
<i>010172-12</i>	2	Screw, M4 x 0.8 X 12mm Socket Head Cap, Zinc Plate
<i>010172-20</i>	4	Screw, M5 x 0.8 X 20mm Socket Head Cap, Zinc Plate
<i>010172-30</i>	4	Screw, M5 x 0.8 X 30mm Socket Head Cap, Zinc Plate
<i>010173-20</i>	1	Screw, M6 x 20mm, Socket Head Cap, Zinc Plate
<i>010173-25</i>	2	Screw, M6 x 25mm, Socket Head Cap, Zinc Plate
<i>010173-30</i>	1	Screw, M6 x 30mm, Socket Head Cap, Zinc Plate
<i>010174-35</i>	2	Screw, M8 x 35mm, Socket Head Cap, Zinc Plate
10366-01	1	Z-Shaft, Lower, Left
<i>10435-06</i>	10	Washer, Fender, 5.3 x 15 x 1.2mm
<i>10435-07</i>	6	Washer, Fender, 6.4 x 18 x 1.6mm
<i>10591-20</i>	1	Bearing, Unit, Housing, 20mm dia
<i>10922-01</i>	2	Plate, Mounting, Bearing
<i>10978-01</i>	2	Insert, Neoprene, M4
<i>680430-06</i>	2	Nut, Hex, Metric, M6
<i>680430-08</i>	2	Nut, Hex, Metric, M8
<i>690427-04</i>	2	Washer, Lock, Split, M4
<i>690427-05</i>	10	Washer, Lock, Split, M5
<i>690427-06</i>	4	Washer, Lock, Split, M6
<i>690427-08</i>	2	Washer, Lock, Split, M8
<i>690439-04</i>	2	Washer, Flat, M4
<i>690439-08</i>	2	Washer, Flat, M8

Please refer to the SPECIAL INSTRUCTIONS section in the Introduction of this manual for information regarding the meaning of the **Bold** and *Italicized*, part number, as well as the asterisk (*) and pound (#) signs found throughout this manual.

Top Assembly (5 of 10)

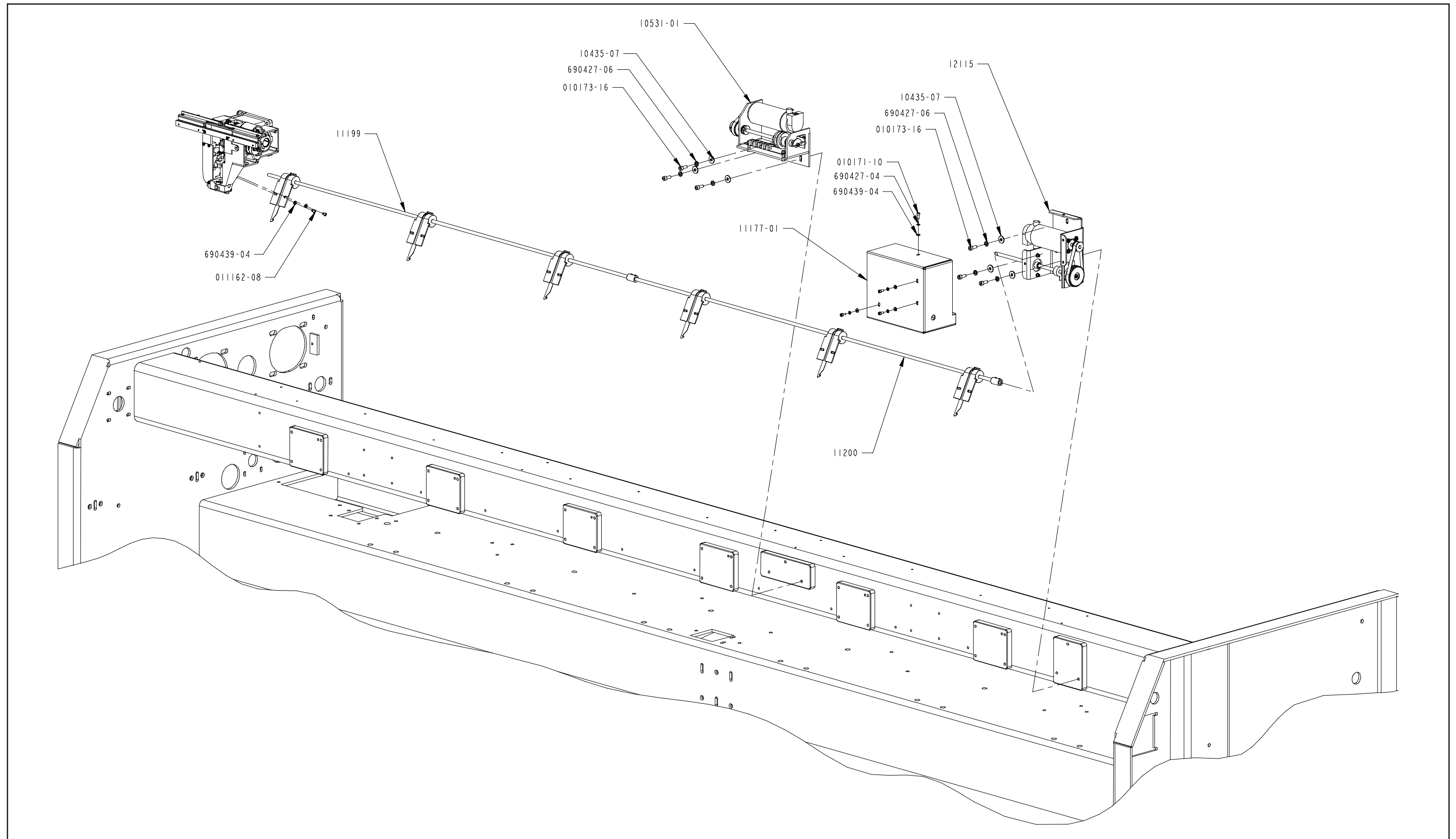


Top Assembly (5 of 10)

Part Number	Qty	Description
10584	1	Shaft, Y-Drive, Right
11087	7	Arm, Tubular, Assy
11557	1	Cover, Front, Y-Beam
11933	2	Y-Channel, Assy
<i>12120</i>	1	Cover, Top, Housing, X-Motor
12392	28	Thumbscrew, M4 X .7 X 12L
<i>14030</i>	1	Cover, Front, Motor Side, Y-Beam
008205-02	3	Coupling, Conntg, 20MM
<i>009113-01</i>	1	Label, Warning, Pinch Point, Horizontal
<i>009116-01</i>	1	Label, Warning, Gear Crush
<i>010171-08</i>	7	Screw, M4 x 0.7 X 8mm Socket Head Cap, Zinc Plate
<i>010173-16</i>	6	Screw, M6 x 16mm, Socket Head Cap, Zinc Plate
<i>010173-25</i>	12	Screw, M6 x 25mm, Socket Head Cap, Zinc Plate
<i>011037-01</i>	2	Label, Warning, Needle Puncture
011162-12	8	Screw, M4 x .7 x 12MM, Button Head Cap, Zinc Plate
<i>10435-05</i>	8	Washer, Fender, 4.3 x 12 x 1mm
<i>10435-07</i>	8	Washer, Fender, 6.4 x 18 x 1.6mm
<i>10621-01</i>	1	X-Beam Assembly
<i>10985-01</i>	1	Cover, Front, Housing, X-Motor
<i>680430-06</i>	4	Nut, Hex, Metric, M6
<i>690427-04</i>	7	Washer, Lock, Split, M4
<i>690427-06</i>	18	Washer, Lock, Split, M6
<i>690439-04</i>	4	Washer, Flat, M4
<i>690439-06</i>	20	Washer, Flat, M6

Please refer to the SPECIAL INSTRUCTIONS section in the Introduction of this manual for information regarding the meaning of the **Bold** and *Italicized*, part number, as well as the asterisk (*) and pound (#) signs found throughout this manual.

Top Assembly (6 of 10)

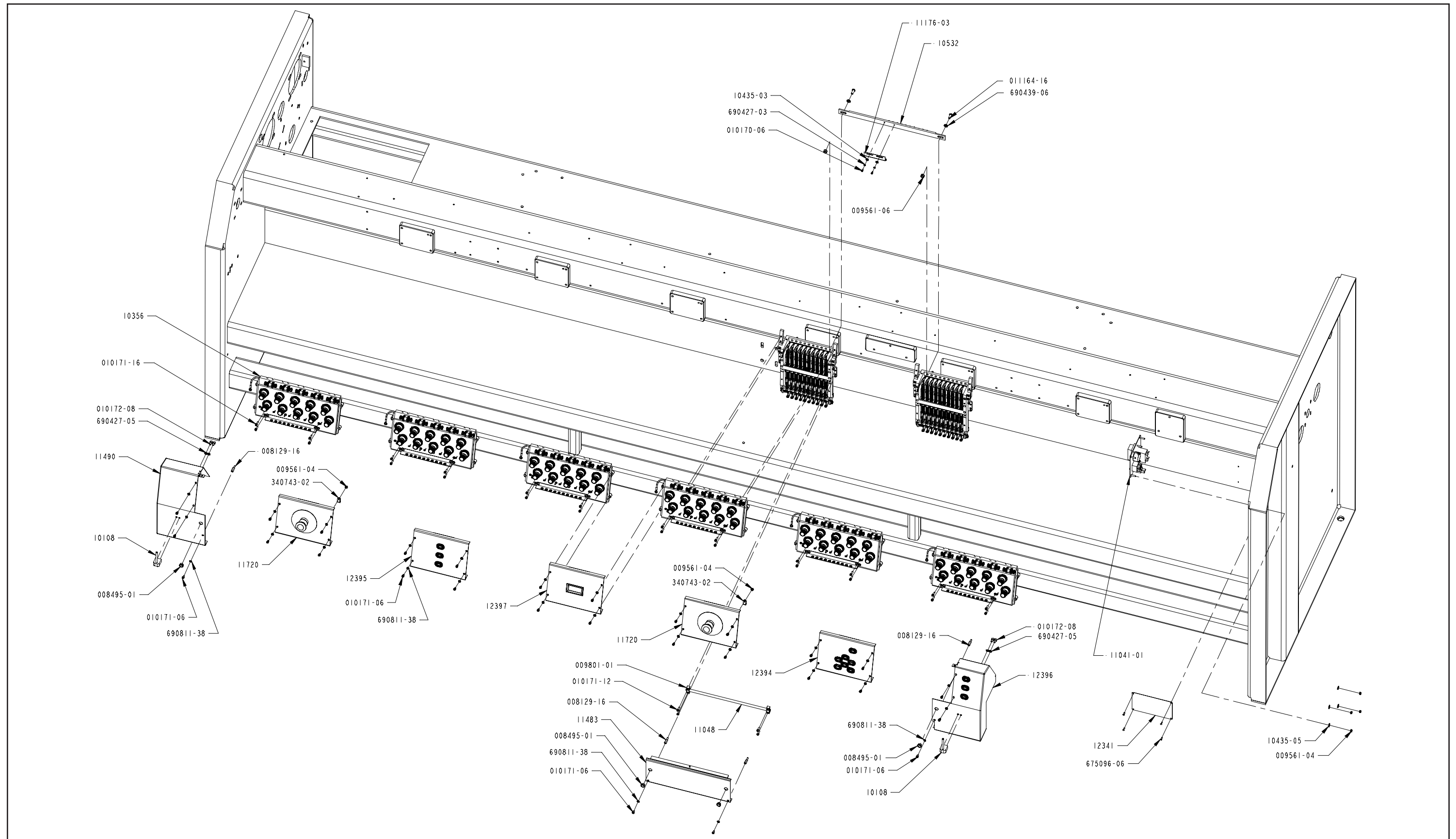


Top Assembly (6 of 10)

Part Number	Qty	Description
<i>11199</i>	1	Blade, Grabber, Shaft, LH, Assy
<i>11200</i>	1	Blade, Grabber, Shaft, RH, Assy
12115	1	Grabber Assy
<i>010171-10</i>	4	Screw, M4 x 0.7 X 10mm Socket Head Cap, Zinc Plate
<i>010173-16</i>	6	Screw, M6 x 16mm, Socket Head Cap, Zinc Plate
<i>011162-08</i>	12	Screw, M4 x .7 x 8MM, Button Head Cap, Zinc Plate
<i>10435-07</i>	6	Washer, Fender, 6.4 x 18 x 1.6mm
10531-01	1	Color Change Assy
<i>11177-01</i>	1	Cover, Grabber
<i>690427-04</i>	4	Washer, Lock, Split, M4
<i>690427-06</i>	6	Washer, Lock, Split, M6
<i>690439-04</i>	16	Washer, Flat, M4

Please refer to the SPECIAL INSTRUCTIONS section in the Introduction of this manual for information regarding the meaning of the **Bold** and *Italicized*, part number, as well as the asterisk (*) and pound (#) signs found throughout this manual.

Top Assembly (7 of 10)

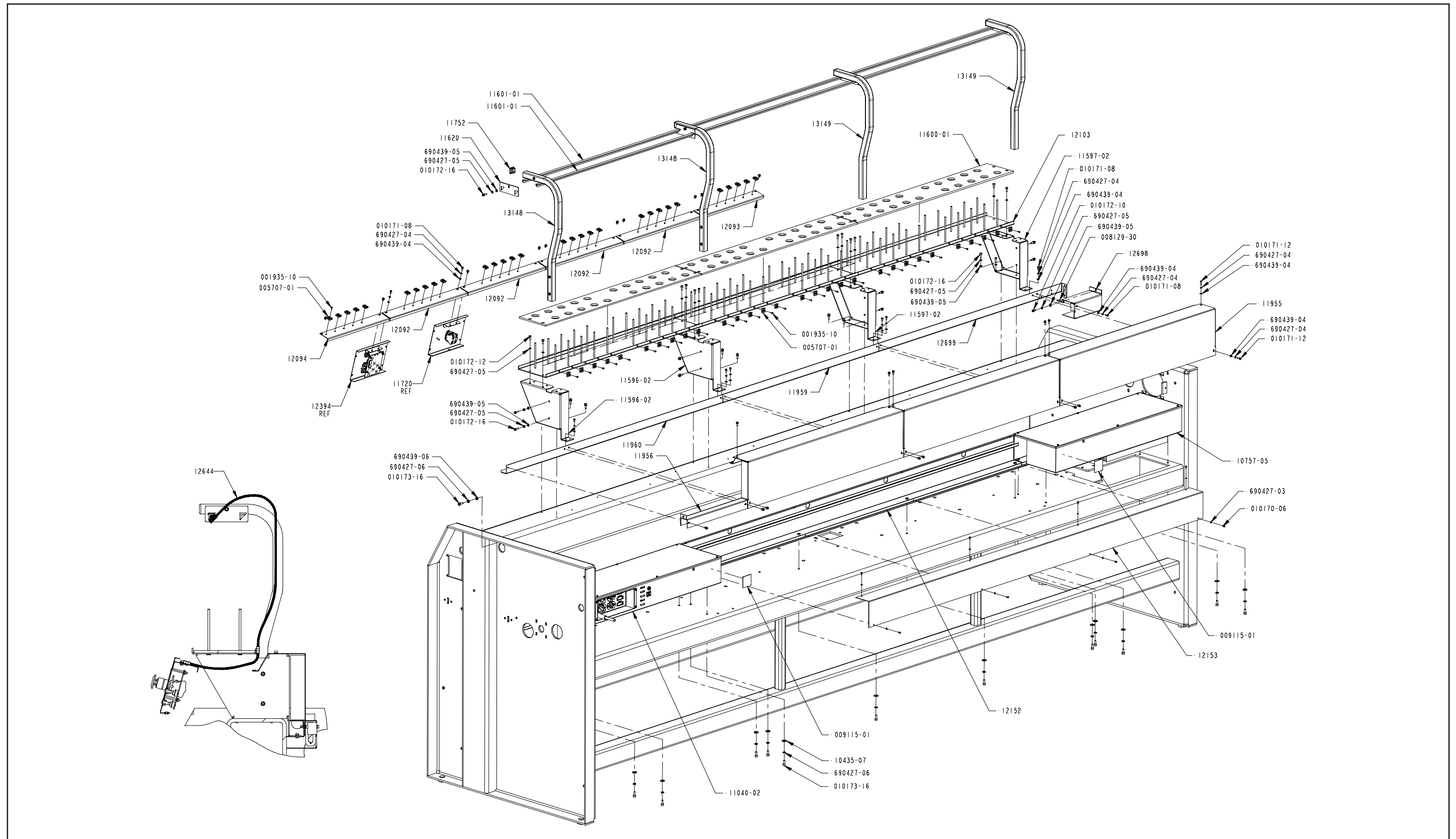


Top Assembly (7 of 10)

Part Number	Qty	Description
10108	2	Stand, Bobbin, Assembly
10356	6	Tensioner, Assembly
10532	1	Bar, Color Change, Drive
11048	5	Shaft, Color Change Link
11483	5	Cover, Spacer, Lower
11490	1	Cover, Left Tensioner Bracket
11720	2	E-Stop Switch, Assembly
12341	1	Plate, Serial Number
12394	1	Panel, Keypad, Assy
12395	1	Panel, Switch, I/F Assy
12396	1	Panel, Switch Assembly
12397	1	Panel, Needle Indicator Assembly
008129-16	12	Standoff, Hex, M/F, M4 x 0.7
008495-01	12	Bushing, Mini, Red
<i>009561-04</i>	6	Nut, Kep, M4
<i>009561-06</i>	2	Nut, Kep, M6
009801-01	10	Clamp, Linkage, Color Change
<i>010170-06</i>	2	Screw, M3 x 0.5 X 6mm Socket Head Cap, Zinc Plate
<i>010171-06</i>	36	Screw, M4 x 0.7 X 6mm Socket Head Cap, Zinc Plate
<i>010171-12</i>	20	Screw, M4 x 0.7 X 12mm Socket Head Cap, Zinc Plate
<i>010171-16</i>	24	Screw, M4 x 0.7 X 16mm Socket Head Cap, Zinc Plate
<i>010172-08</i>	4	Screw, M5 x 0.8 X 8mm Socket Head Cap, Zinc Plate
<i>011164-16</i>	2	Screw, M6 x 1 x 16MM, Button Head Cap, Zinc Plate
<i>10435-03</i>	2	Washer, Fender, 3.2 x 9 x .8mm
<i>10435-05</i>	4	Washer, Fender, 4.3 x 12 x 1mm
11041-01	1	Panel, On/Off, Assy
11176-03	1	Flag, Color Change
340743-02	2	Clamp, Cable, Nylon, 3/16 ID, Black
675096-06	4	Screw, Drive, Type U, .375" lg
<i>690427-03</i>	2	Washer, Lock, Split, M3
<i>690427-05</i>	4	Washer, Lock, Split, M5
<i>690439-06</i>	2	Washer, Flat, M6
<i>690811-38</i>	36	Washer, Lock, Internal Tooth, #8

Please refer to the SPECIAL INSTRUCTIONS section in the Introduction of this manual for information regarding the meaning of the **Bold** and *Italicized*, part number, as well as the asterisk (*) and pound (#) signs found throughout this manual.

Top Assembly (8 of 10)



Top Assembly (8 of 10)

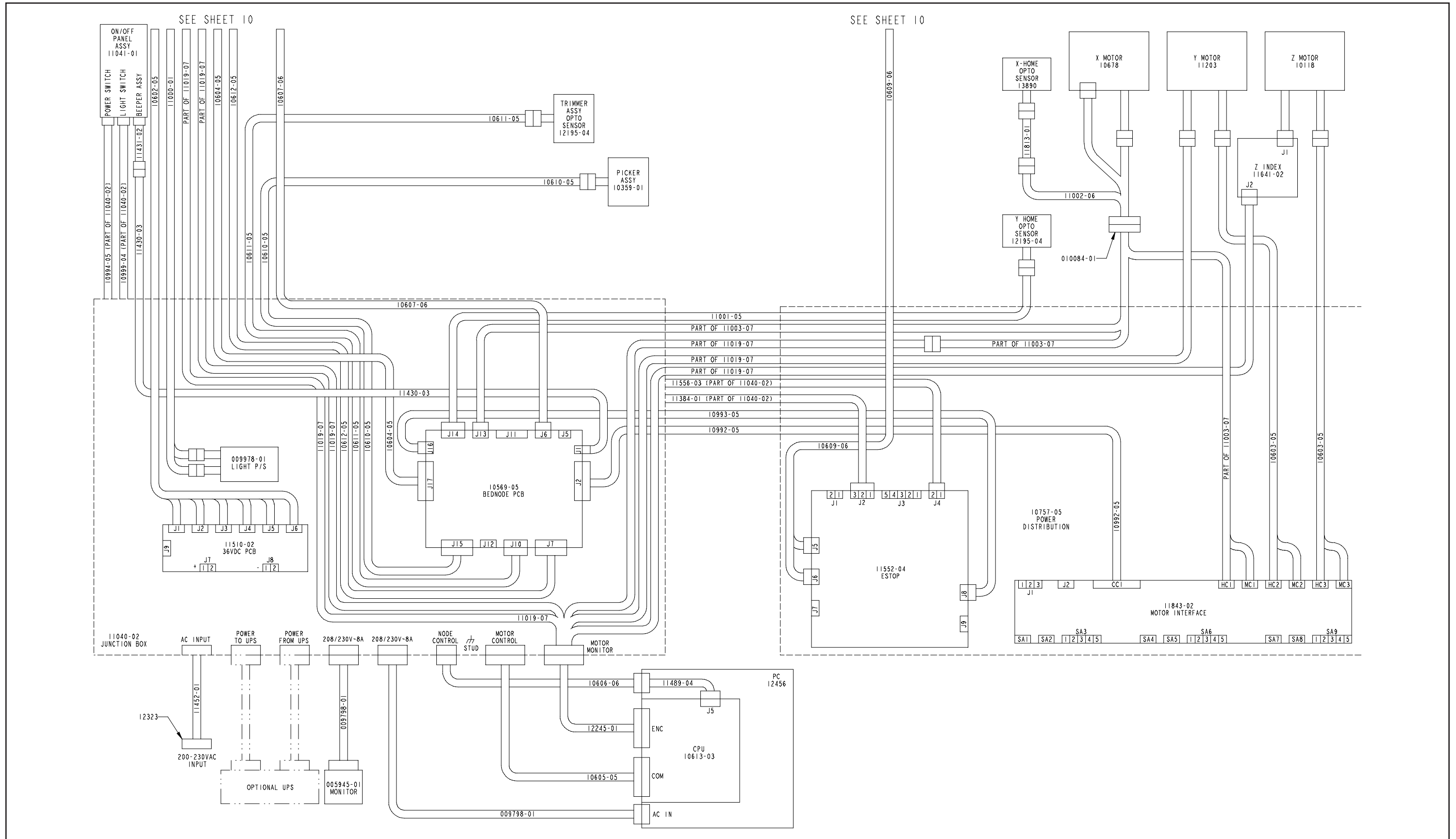
Part Number	Qty	Description
12644	60	Tubing, W/Clip, .125ID X .187OD X 36" LG
11620	4	Clamp, Thread Guide Rails, Thread Tree
11752	4	Plug, End, Stand, Thread Tree
11955	3	Cover, Rear, Thread Tree
11956	1	Cover, Right Wire Way, Thread Tree
11959	1	Wire Way, Center, Thread Tree
11960	1	Wire Way, Left, Thread Tree
12092	4	Rail, Center Tubing Support
12093	1	Rail, Left Tubing Support
12094	1	Rail, Right Tubing Support
12103	3	Tray, Thread Tree
12152	1	Duct, Cable,
12153	1	Cover, Duct, Cable, 80.93 LG
12698	1	Cover, Left Wire Way
12699	1	Wire Way, Left
13148	2	Stand, Right, Thread Tree
13149	2	Stand, Left, Thread Tree
001935-10	60	Screw, Flat Head, Phillips, M3 x 10mm
005707-01	60	Seat, Cone, Thread, Thread Tree
008129-30	1	Standoff, Hex, M/F, M4 x 0.7
009115-01	2	Label, Warning, Electrical Shock
010170-06	8	Screw, M3 x 0.5 X 6mm Socket Head Cap, Zinc Plate
010171-08	19	Screw, M4 x 0.7 X 8mm Socket Head Cap, Zinc Plate
010171-12	14	Screw, M4 x 0.7 X 12mm Socket Head Cap, Zinc Plate
010172-10	1	Screw, M5 x 0.8 X 10mm Socket Head Cap, Zinc Plate
010172-12	12	Screw, M4 x 0.8 X 12mm Socket Head Cap, Zinc Plate
010172-16	20	Screw, M5 x 0.8 X 16mm Socket Head Cap, Zinc Plate
010173-16	13	Screw, M6 x 16mm, Socket Head Cap, Zinc Plate
10435-07	12	Washer, Fender, 6.4 x 18 x 1.6mm
10757-05	1	Assy, Power Distribution
11040-02	1	Junction Box Assy
11596-02	2	Bracket, Right, Thread Tree
11597-02	2	Bracket, Left, Thread Tree
11600-01	3	Mat, Rubber, Thread Tree
11601-01	2	Rail, Thread Guides, Thread Tree
690427-03	8	Washer, Lock, Split, M3

Assembly (8 of 10) Continued

Part Number	Qty	Description
690427-04	33	Washer, Lock, Split, M4
690427-05	33	Washer, Lock, Split, M5
690427-06	13	Washer, Lock, Split, M6
690439-04	33	Washer, Flat, M4
690439-05	21	Washer, Flat, M5
690439-06	1	Washer, Flat, M6

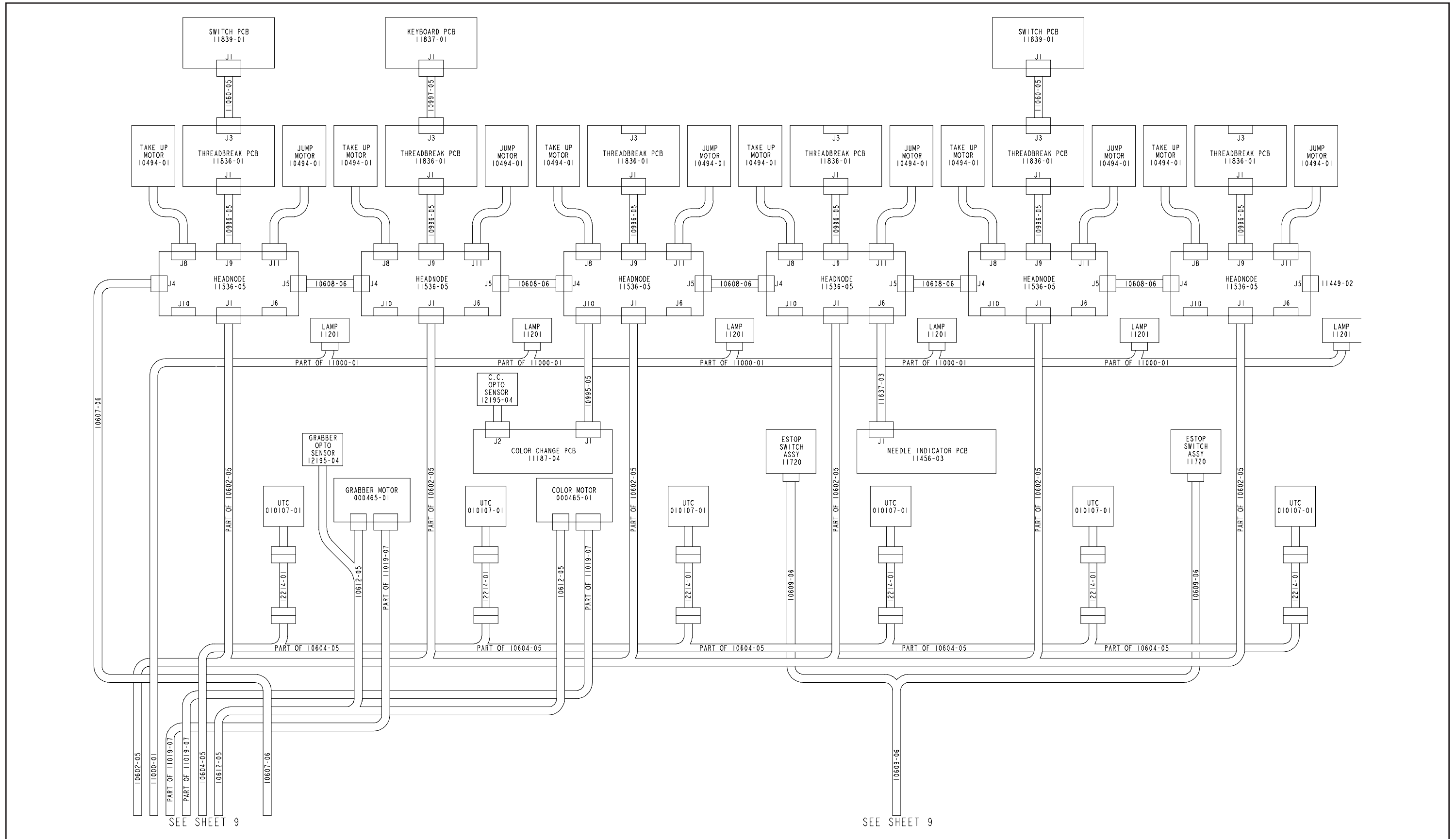
Please refer to the SPECIAL INSTRUCTIONS section in the Introduction of this manual for information regarding the meaning of the **Bold** and *Italicized*, part number, as well as the asterisk (*) and pound (#) signs found throughout this manual.

Top Assembly (9 of 10), Harness Diagram 1 of 2



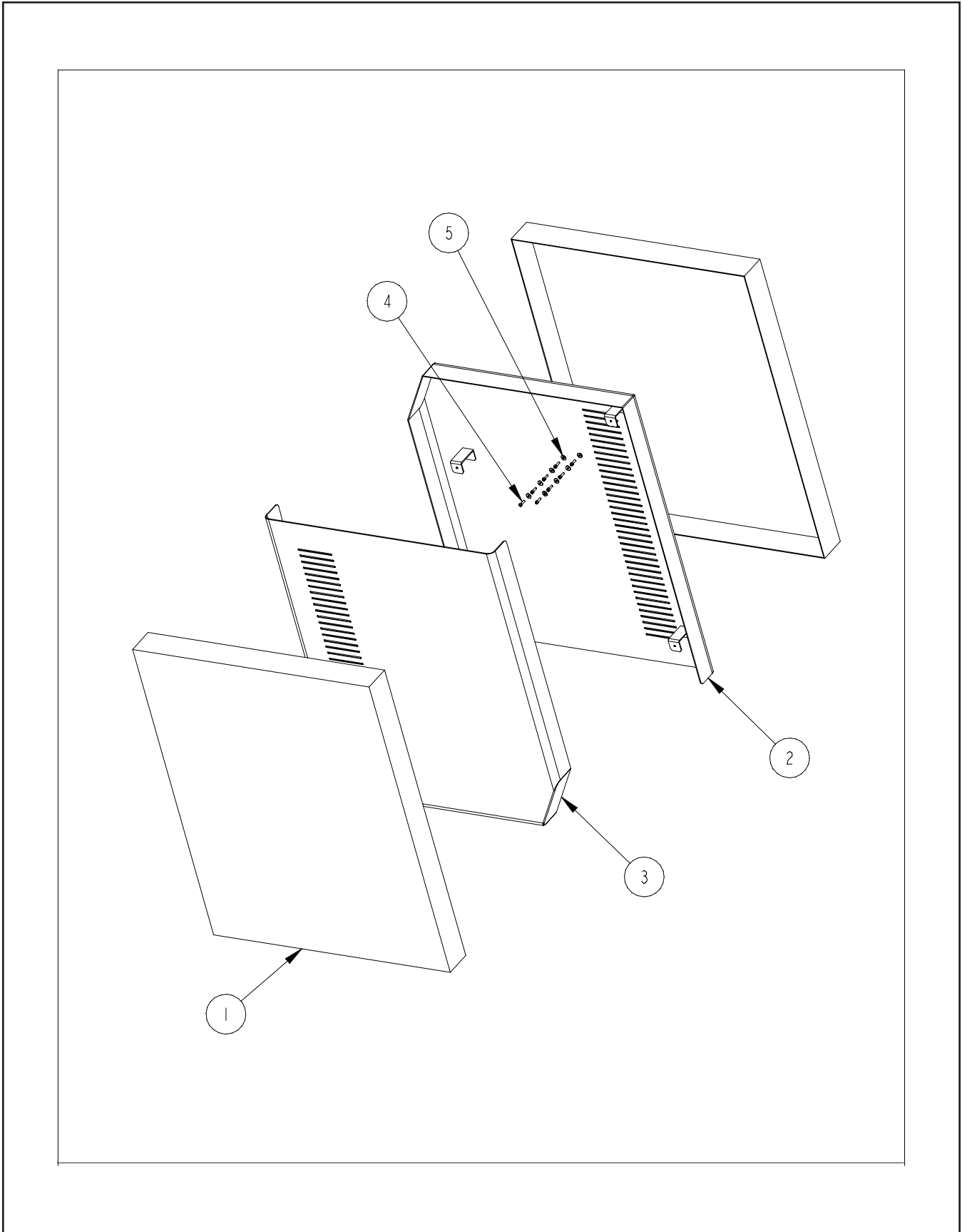
This page intentionally left blank

Top Assembly (10 of 10), Harness Diagram 2 of 2



This page intentionally left blank

Side Cover Assembly



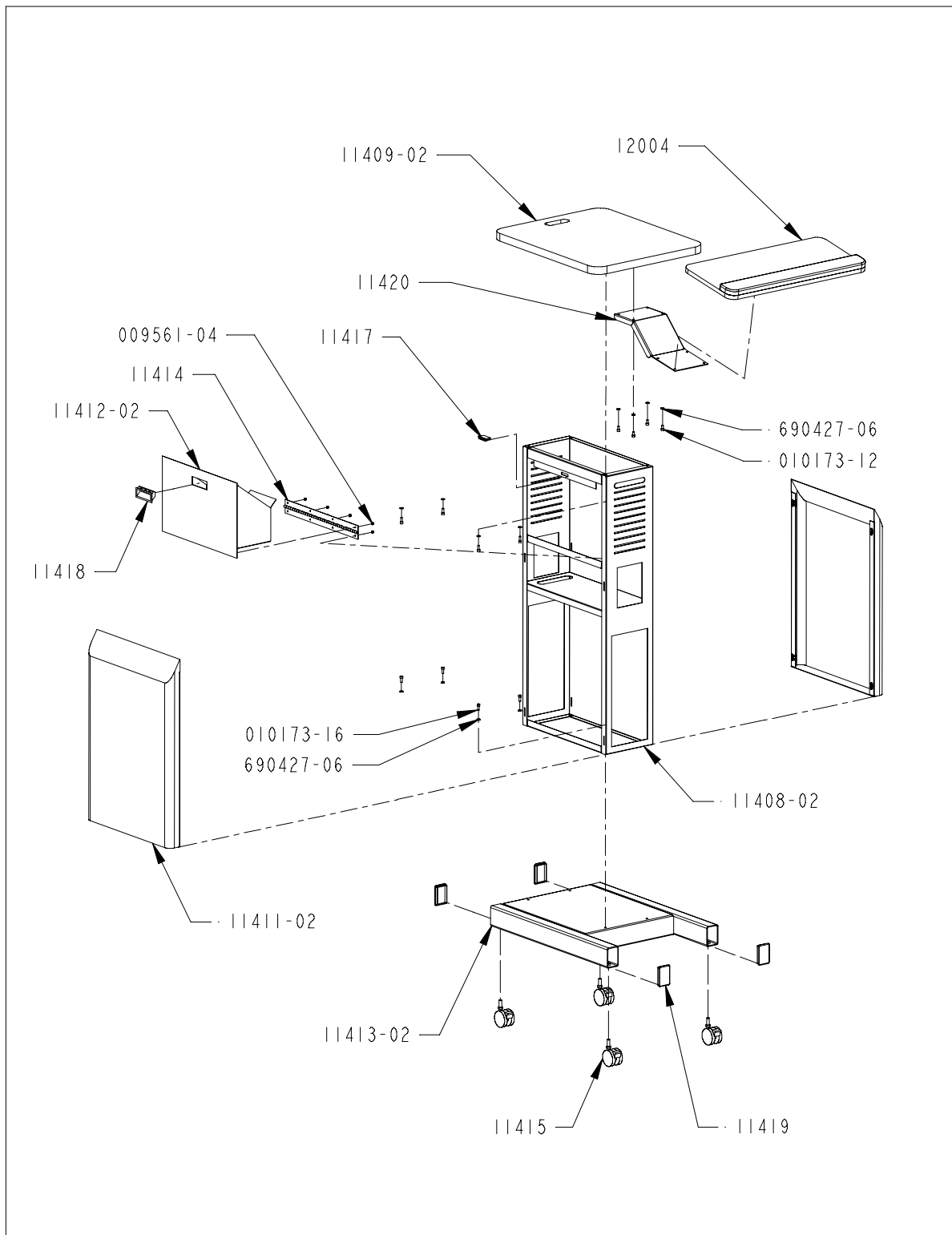
Side Cover Assembly

Item Number	Part Number	Description
	<i>14080</i>	Assembly, Side Cover
2 *	11225-01	Cover, Side, Left
3 *	10239-01	Cover, Side, Right
4 *	010173-20	Screw, M6 x 20mm, Socket Head Cap, Zinc Plate
5 *	10435-07	Washer, Fender, 6.4 x 18 x 1.6mm

* Items available ONLY as part of the Side Cover Assembly, part number 14080

Please refer to the SPECIAL INSTRUCTIONS section in the Introduction of this manual for information regarding the meaning of the **Bold** and *Italicized*, part number, as well as the asterisk (*) and pound (#) signs found throughout this manual.

Operator Interface Assembly



Operator Interface Assembly

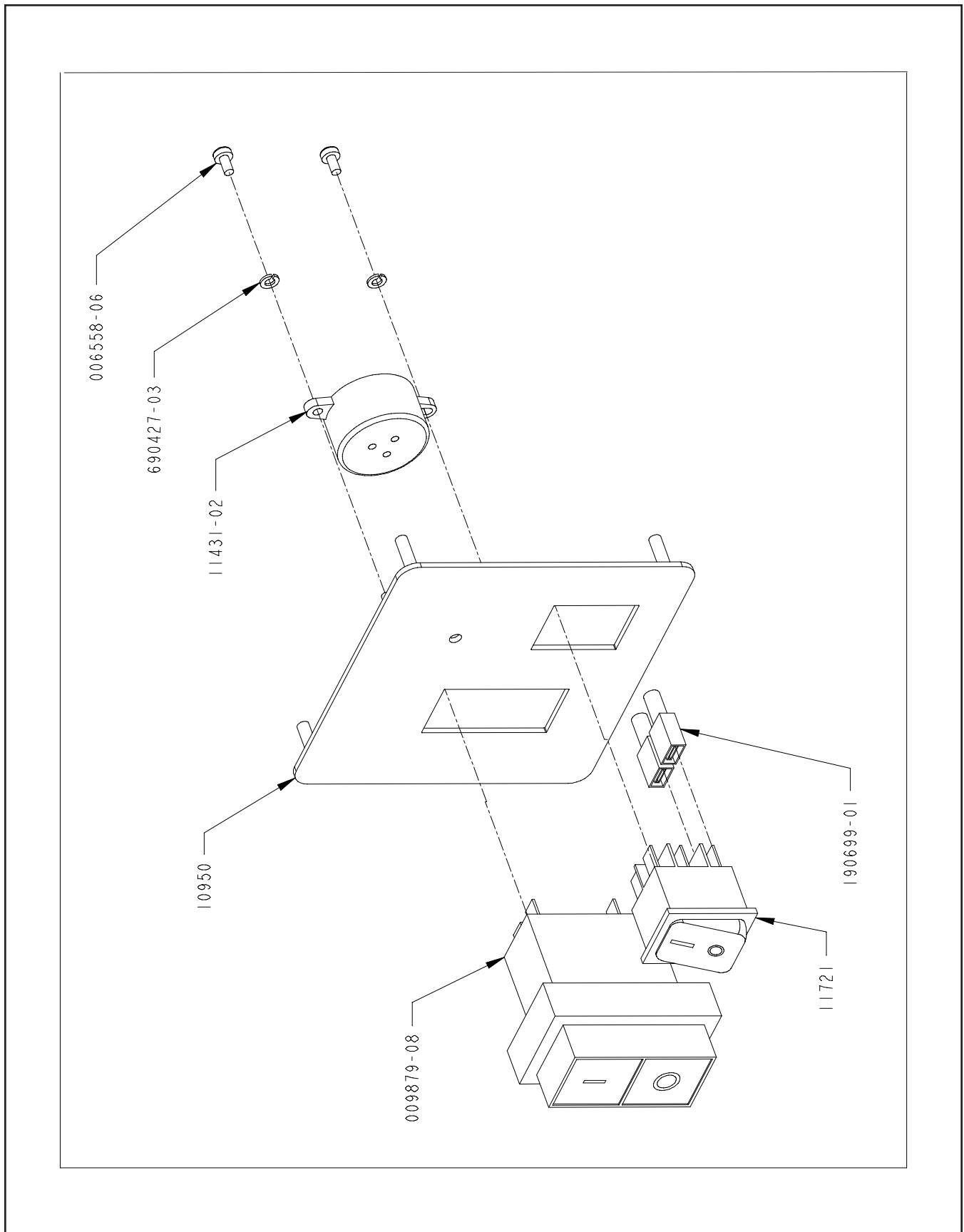
Part Number	Qty	Description
11407		Assembly, Operator Interface
11414 *	1	Hinge, Standard, 2 inch open W, .187 inch Pin, 17.0 inch L
11415 #	4	Castor, 2-3/8 inch dia., Lockable, Blk Plastic, 100 lb cap.
11417 *	1	Catch, Magnet, Panel Mtg.
11418 *	1	Handle, Pckt Pull, Panel Mtg.
11419 *	4	Cap, End, 2 x 3 inches
11420 *	1	Arm, Keyboard, Operator Interface
12004 *	1	Shelf, Keyboard Mtg.
009561-04 *	8	Nut, Kep, M4
010173-12 *	4	Screw, M6 x 12mm, Socket Head Cap, Zinc Plate
010173-16 *	8	Screw, M6 x 16mm, Socket Head Cap, Zinc Plate
11408-02 *	1	Frame, Operator Interface
11409-02 *	1	Top, Operator Interface
11411-02 *	2	Cover, Operator Interface
11412-02 *	1	Bin, Operator Interface
11413-02 *	1	Dolly, Operator Interface
690427-06 *	12	Washer, Lock, Split, M6

* Item available ONLY as part of the Operator Interface Assembly, part number 11407

Item also included as part of the Operator Interface Assembly, part number 11407

Please refer to the SPECIAL INSTRUCTIONS section in the Introduction of this manual for information regarding the meaning of the **Bold** and *Italicized*, part number, as well as the asterisk (*) and pound (#) signs found throughout this manual.

On/Off Panel Assembly



On/Off Panel Assembly

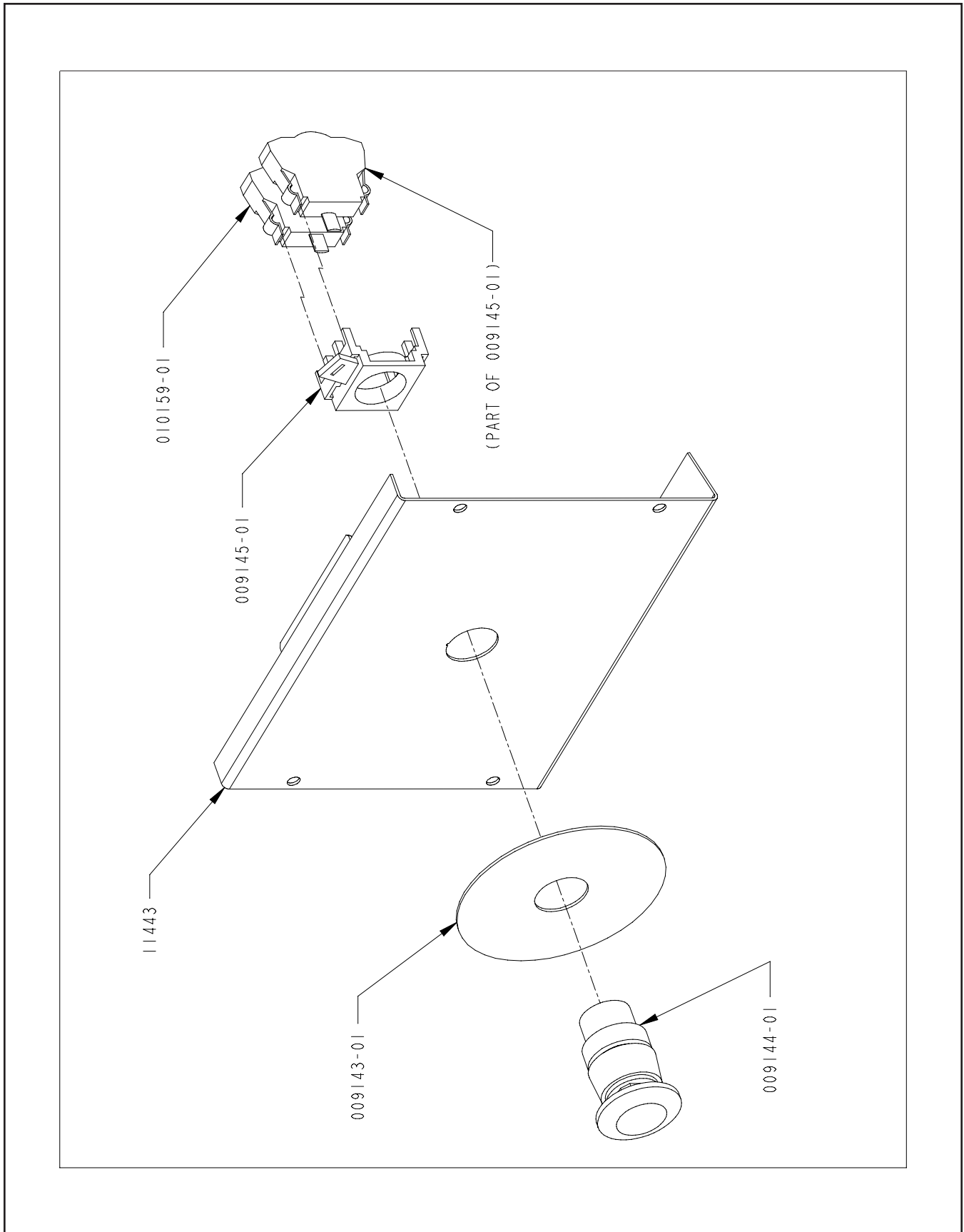
Part Number	Qty	Description
11041		Assembly, On/Off Panel
009879-08 #	1	Breaker, On/Off, 8A
11431-02 #	1	Buzzer Assembly (9852)
<i>10950 *</i>	1	Panel, Power On/Off
<i>006558-06 *</i>	2	Screw, Pan Head Phillips, M3 x 6mm LG
11721 #	1	Switch, Rocker, Headlights
<i>190699-01 *</i>	2	Term, Fem, QD, 0.250, 14-16 AWG, FI
<i>690427-03 *</i>	2	Washer, Lock, Split, M3

* Item available ONLY as part of the On/Off Panel Assembly, part number 11041

Item also included as part of the On/Off Panel Assembly, part number 11041

Please refer to the SPECIAL INSTRUCTIONS section in the Introduction of this manual for information regarding the meaning of the **Bold** and *Italicized*, part number, as well as the asterisk (*) and pound (#) signs found throughout this manual.

E-Stop Switch Assembly



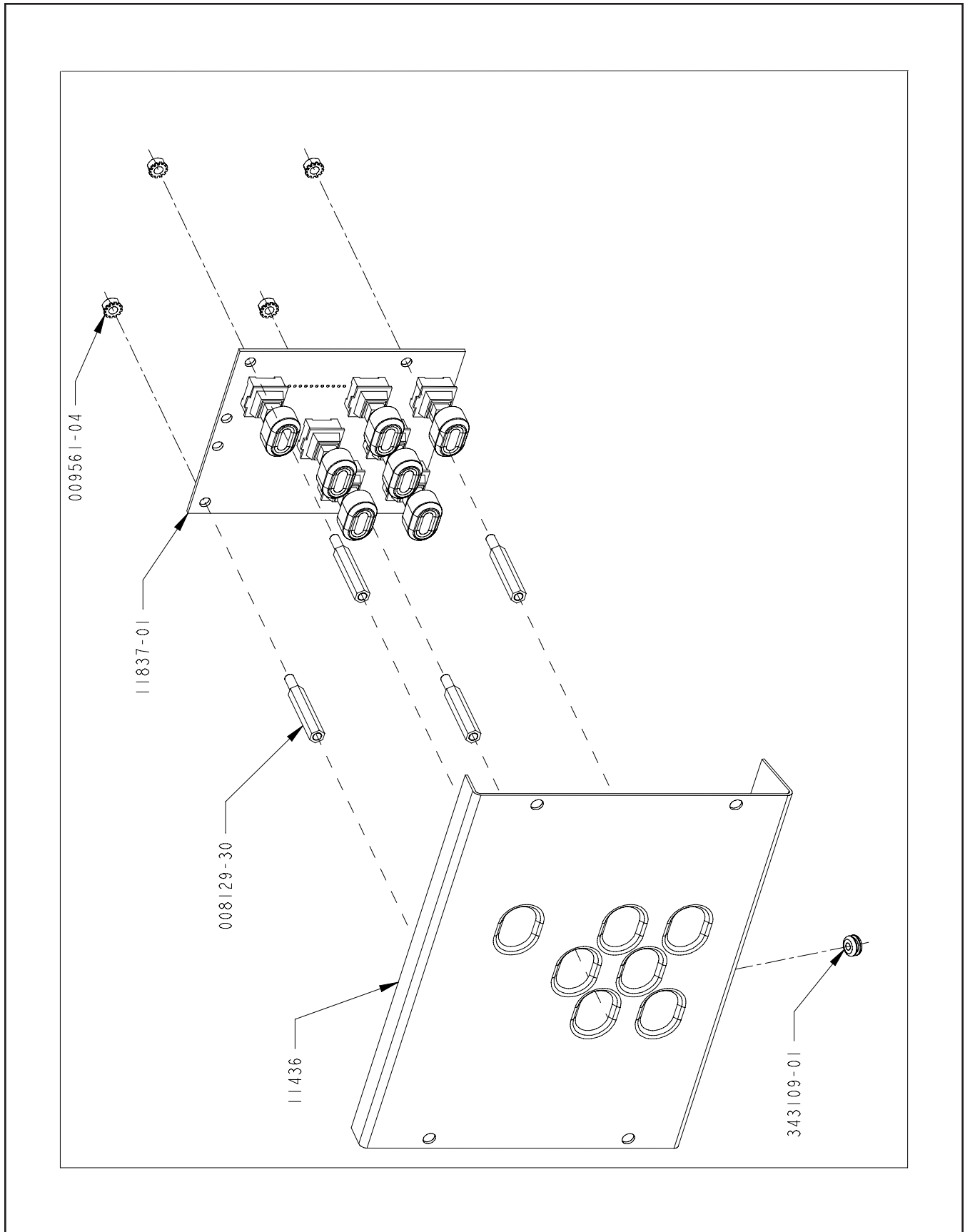
E-Stop Switch Assembly

Part Number	Qty	Description
11720		Assembly, E-Stop Switch
11443 #	1	Cover, Spacer, E-Stop
009145-01 #	1	Block, Contact, Emergency Stop
009143-01 #	1	Plate, Emergency Stop
009144-01 #	1	Pushbutton, Emergency Stop
010159-01 #	2	Switch, Contact Blk, E-Stop

Item also included as part of the E-Stop Switch Assembly, part number 11720

Please refer to the SPECIAL INSTRUCTIONS section in the Introduction of this manual for information regarding the meaning of the **Bold** and *Italicized*, part number, as well as the asterisk (*) and pound (#) signs found throughout this manual.

Keypad Panel Assembly



Keypad Panel Assembly

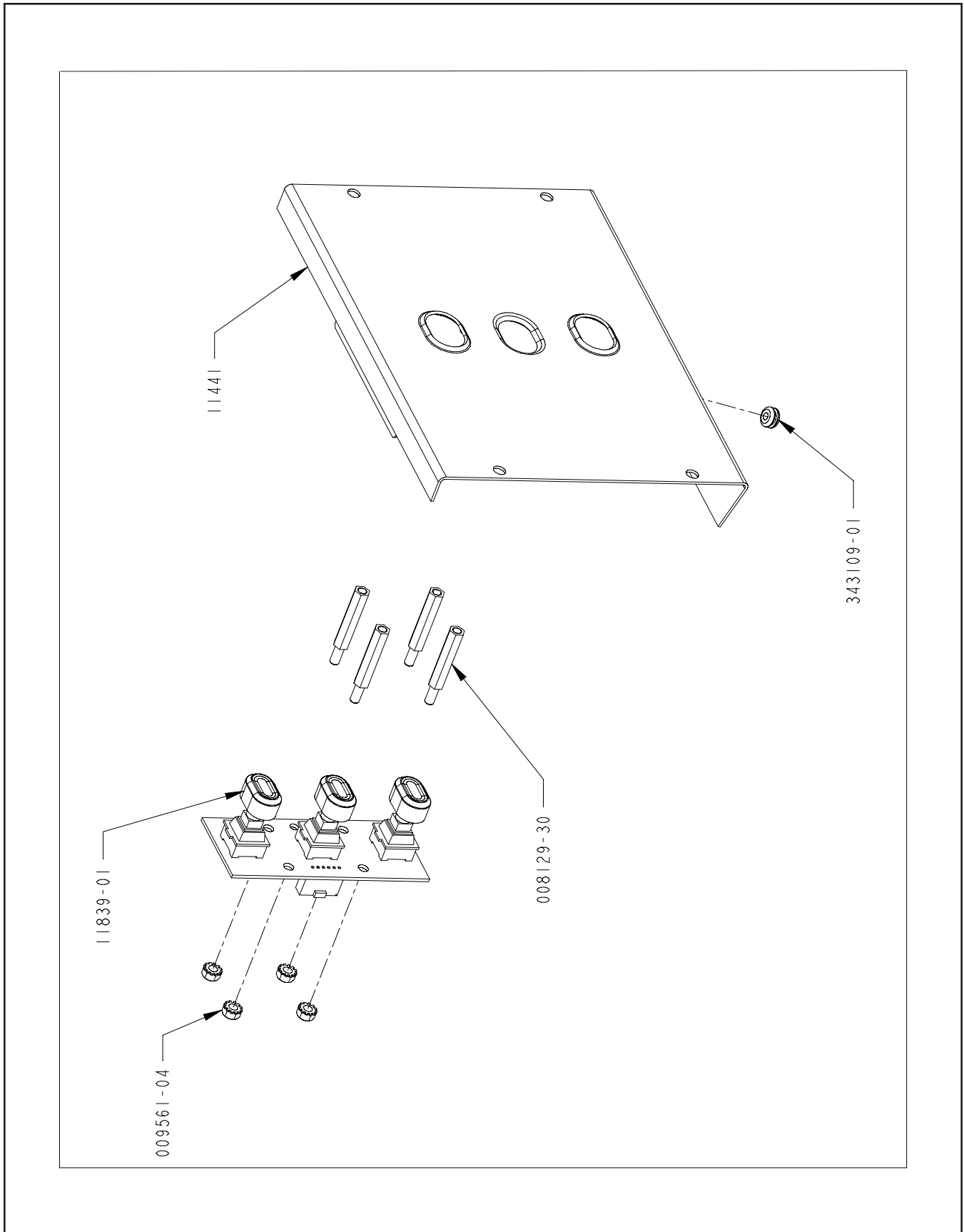
Part Number	Qty	Description
12394		Assembly, Keypad Panel
11837-01 #	1	Assy, Keypad (9849) with Keypcaps, Can Bus
<i>11436 *</i>	1	Cover, Spacer, Keypad
<i>343109-01 *</i>	1	Grommet, Rbr
<i>009561-04 *</i>	4	Nut, Kep, M4
<i>008129-30 *</i>	4	Standoff, Hex, M/F, M4 x 0.7

* Item available ONLY as part of the Keypad Panel Assembly, part number 12394

Item also included as part of the Keypad Panel Assembly, part number 12394

Please refer to the SPECIAL INSTRUCTIONS section in the Introduction of this manual for information regarding the meaning of the **Bold** and *Italicized*, part number, as well as the asterisk (*) and pound (#) signs found throughout this manual.

Switch Panel Assembly (Start/Stop Spacer Cover)



Switch Panel Assembly (Start/Stop Spacer Cover)

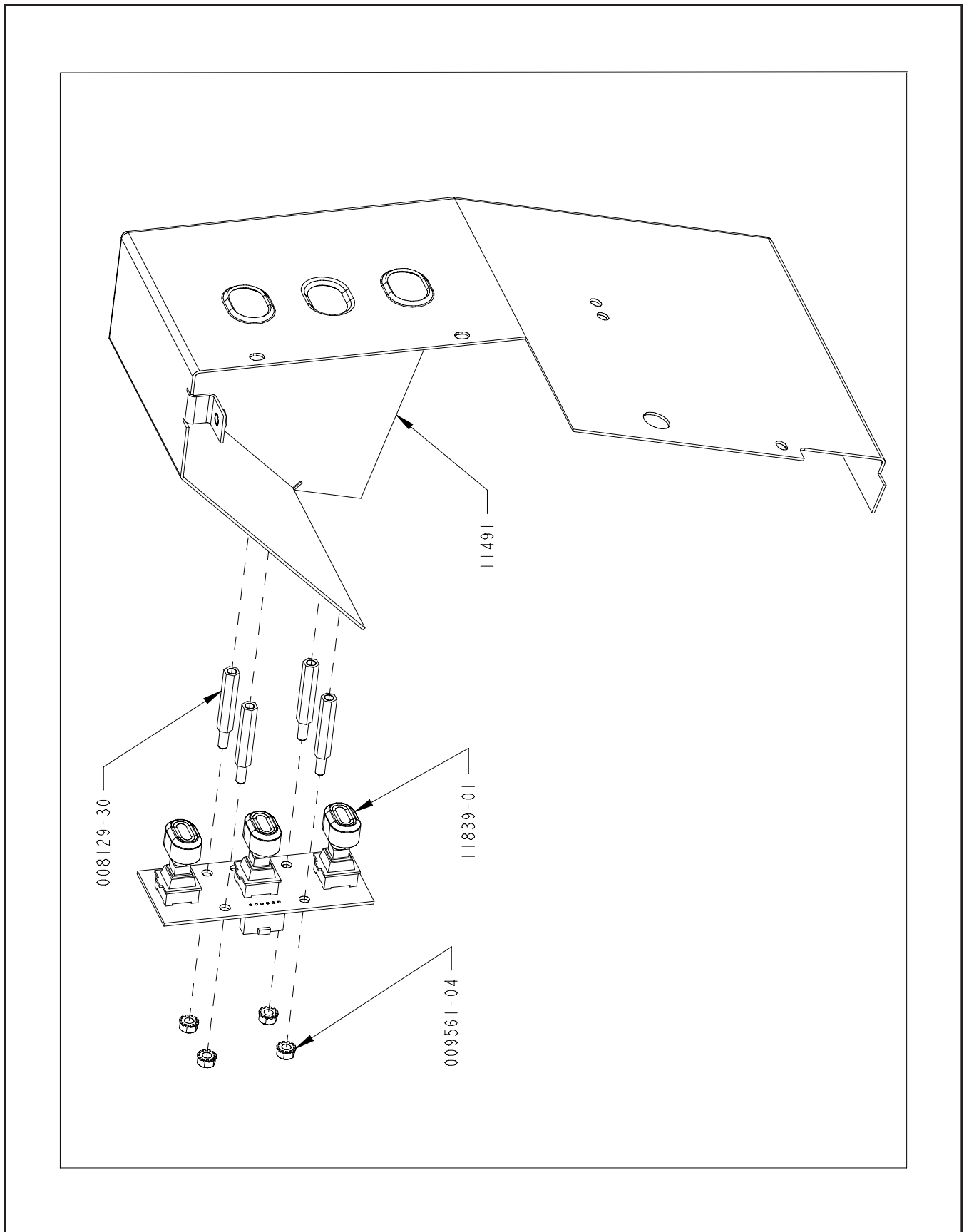
Part Number	Qty	Description
12395		Assembly, Switch Panel, Start/Stop Spacer Cover
11839-01 #	1	Assy, Switch Interface (9849) W/Keycaps
<i>11441 *</i>	1	Cover, Spacer, Start/Stop
<i>343109-01 *</i>	1	Grommet, Rbr
<i>009561-04 *</i>	4	Nut, Kep, M4
<i>008129-30 *</i>	4	Standoff, Hex, M/F, M4 x 0.7

* Item available ONLY as part of the Switch Panel Assembly, part number 12395

Item also included as part of the Switch Panel Assembly, part number 12395

Please refer to the SPECIAL INSTRUCTIONS section in the Introduction of this manual for information regarding the meaning of the **Bold** and *Italicized*, part number, as well as the asterisk (*) and pound (#) signs found throughout this manual.

Switch Panel Assembly (Right Tensioner Bracket Cover)



Switch Panel Assembly (Right Tensioner Bracket Cover)

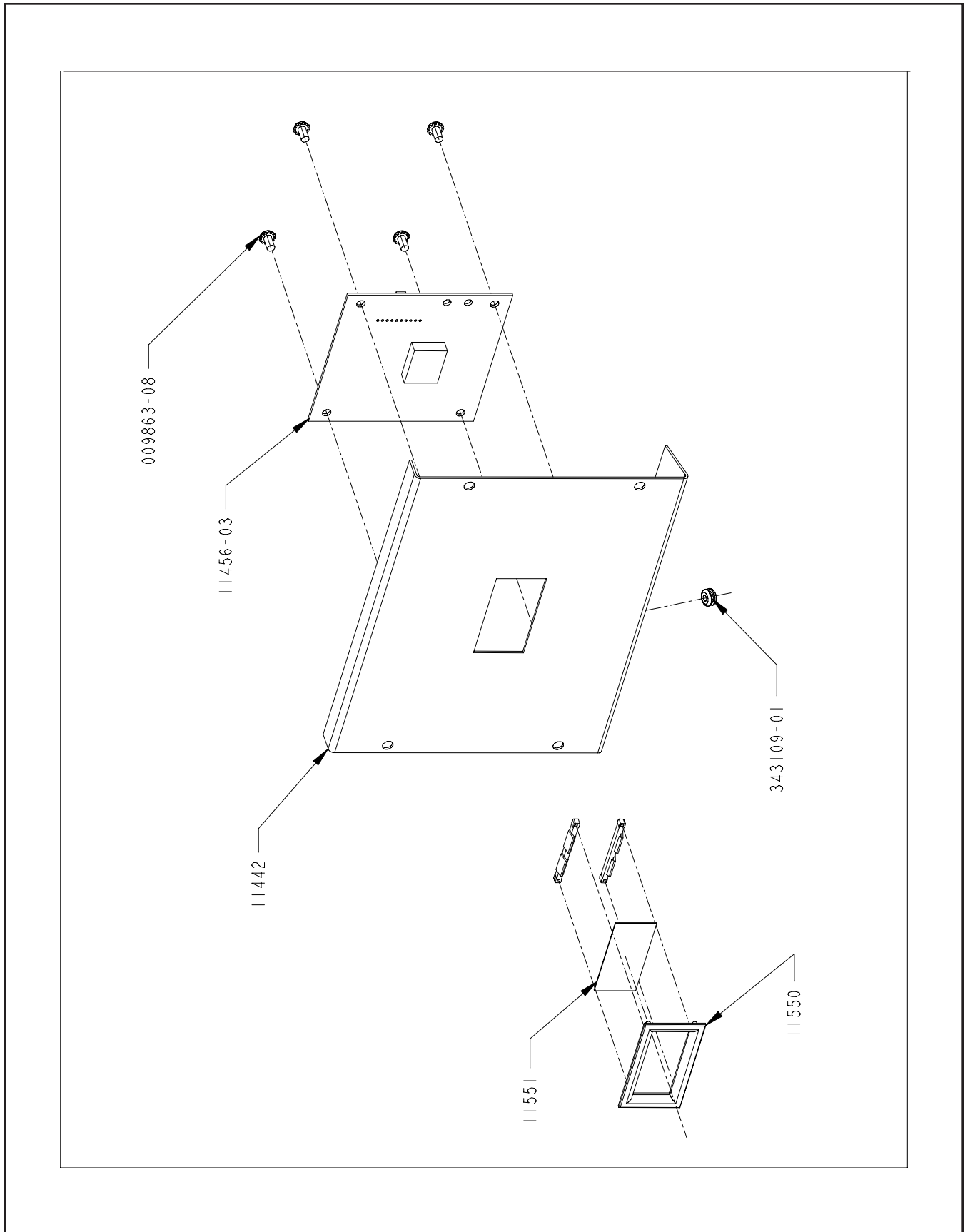
Part Number	Qty	Description
12396		Assembly, Switch Panel, Right Tensioner Bracket Cover
11839-01 #	1	Assy, Switch Interface (9849) W/Keycaps
<i>009561-04 *</i>	4	Nut, Kep, M4
<i>008129-30 *</i>	4	Standoff, Hex, M/F, M4 x 0.7
<i>11491 *</i>	1	Cover, Right Tensioner Bracket

* Item available ONLY as part of the Switch Panel Assembly, part number 12396

Item also included as part of the Switch Panel Assembly, part number 12396

Please refer to the SPECIAL INSTRUCTIONS section in the Introduction of this manual for information regarding the meaning of the **Bold** and *Italicized*, part number, as well as the asterisk (*) and pound (#) signs found throughout this manual.

Needle Indicator Panel Assembly



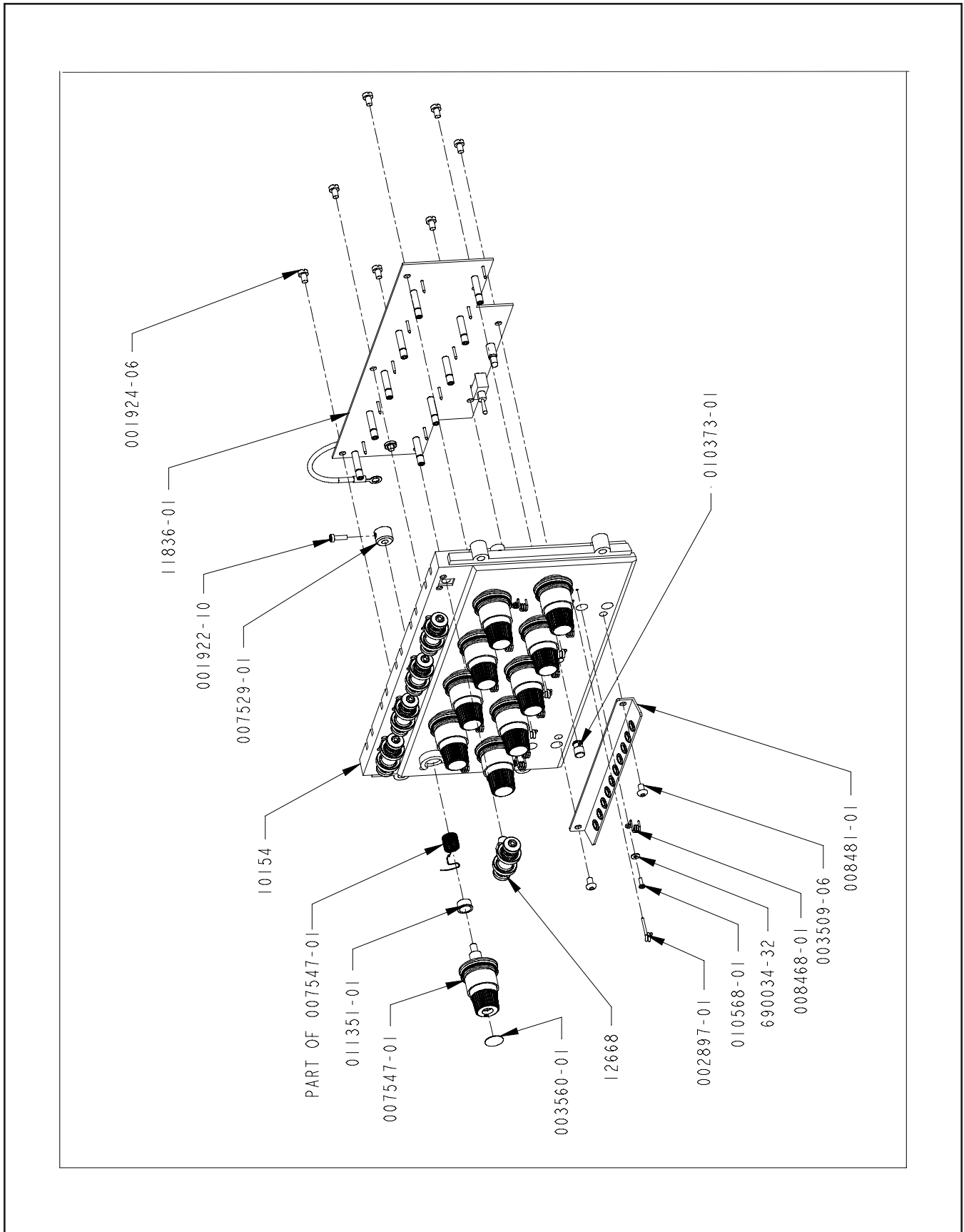
Needle Indicator Panel Assembly

Part Number	Qty	Description
12397		Assembly, Needle Indicator Panel
11442 #	1	Cover, Spacer, LED
343109-01 #	1	Grommet, Rbr
11551 #	1	LED, Green Lens
11550 #	1	LED, Snap Fit Bezel
11456-03 #	1	Pcb Assy, Needle Indicator (9849), Can Bus
009863-08 #	4	Screw, Pan Head Phillips w/STAR, M4 x 8mm LG

Item also included as part of the Needle Indicator Panel Assembly, part number 12397

Please refer to the SPECIAL INSTRUCTIONS section in the Introduction of this manual for information regarding the meaning of the **Bold** and *Italicized*, part number, as well as the asterisk (*) and pound (#) signs found throughout this manual.

Thread Tensioner Assembly



Thread Tensioner Assembly

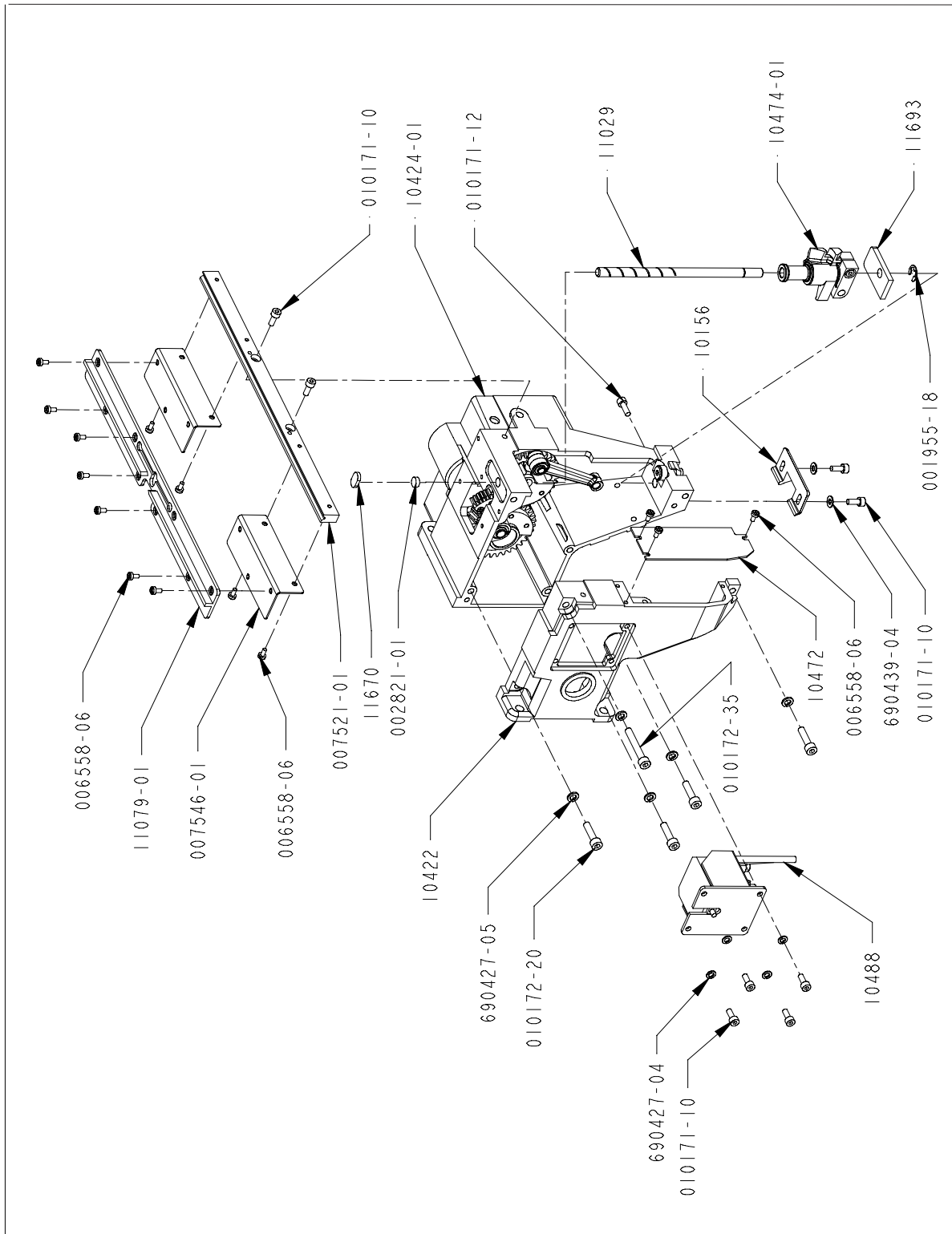
Part Number	Qty	Description
10356		Assembly, Thread Tensioner
<i>10154 *</i>	1	Bracket, Tensioner
12668 #	5	Pre-Tensioner, Complete, Assy
<i>001922-10 *</i>	10	Screw, Socket Head Cap, M3 x 0.5 x 10mm
001924-06 #	7	Screw, Cheesehd, Sltd, M4 x 0.7 x 6MM
002897-01 #	4	Post, Guide
<i>003509-06 *</i>	2	Screw, Button Head Socket, M4 x 0.7 x 6mm
003560-01 #	10	Tab, Tensioner
007529-01 #	10	Collar, Tensioner Bracket
007547-01 #	10	Tensioner, Thread, Main, Black, Assembly
008468-01 #	11	Pigtail
008481-01 #	1	Guide, Thread, Upper, Assembly
010373-01 #	1	Cover, LED, Yellow
010568-01 #	11	Screw, Plasti-fast, 2-32 x .25 in. lg
011351-01 #	10	Bushing, Tensioner
11836-01 #	1	Assy, Threadbreak (9849) with Standoffs, Can Bus
<i>690034-32 *</i>	11	Washer, Flat, #2, Steel, Zinc Plate

* Item available ONLY as part of the Thread Tensioner Assembly, part number 10356

Item also included as part of the Thread Tensioner Assembly, part number 10356

Please refer to the SPECIAL INSTRUCTIONS section in the Introduction of this manual for information regarding the meaning of the **Bold** and *Italicized*, part number, as well as the asterisk (*) and pound (#) signs found throughout this manual.

Head Drive Assembly



Head Drive Assembly

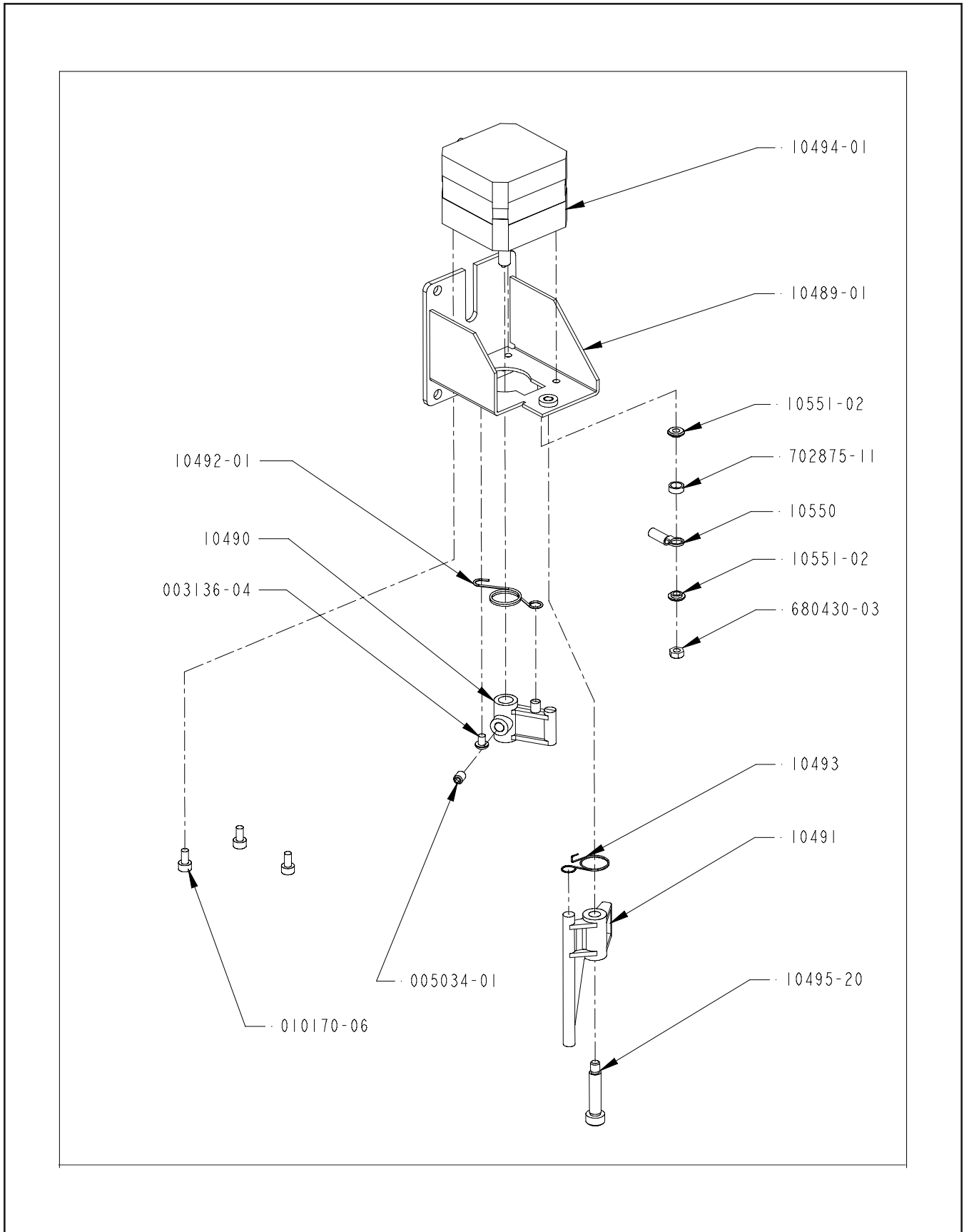
Part Number	Qty	Description
<i>10361</i>		Assembly, Head Drive
10156 *	1	Guide, Grabber
<i>10422 *</i>	1	Cover, Bridge Head, Left, Machined
<i>10472 *</i>	1	Cover, Drive, Presser Foot
<i>10488 *</i>	1	Drive, Jumpstitch Assembly
11029 #	1	Shaft, Guide, Needle Bar, PHS II
11670 #	1	Pad, Reservoir, Felt, T/U
11693 #	1	Pad, Felt, Lower
001955-18 #	1	Ring, Retainer, External, SD .312, FD .243
002821-01 #	1	Pad, Reservoir, Felt
<i>006558-06 *</i>	14	Screw, Pan Head Phillips, M3 x 6mm LG
007521-01 #	1	V-Rail, Arm
007546-01 #	2	Bracket, Support, T/U Lever Guide
<i>010171-10 *</i>	8	Screw, M4 x 0.7 x 10mm Socket Head Cap, Zinc Plate
<i>010171-12 *</i>	1	Screw, M4 x 0.7 x 12mm Socket Head Cap, Zinc Plate
<i>010172-20 *</i>	4	Screw, M5 x 0.8 x 20mm Socket Head Cap, Zinc Plate
<i>010172-35 *</i>	1	Screw, M5 x 0.8 x 35mm Socket Head Cap, Zinc Plate
10424-01 #	1	Head, Bridge, Sub-Assy
10474-01 #	1	Reciprocator Assembly
11079-01 #	1	Rail, Guide, Modified
<i>690427-04 *</i>	4	Washer, Lock, Split, M4
<i>690427-05 *</i>	5	Washer, Lock, Split, M5
<i>690439-04 *</i>	2	Washer, Flat, M4

* Item available ONLY as part of the Head Drive Assembly, part number 10361

Item also included as part of the Head Drive Assembly, part number 10361

Please refer to the SPECIAL INSTRUCTIONS section in the Introduction of this manual for information regarding the meaning of the **Bold** and *Italicized*, part number, as well as the asterisk (*) and pound (#) signs found throughout this manual.

Jumpstitch Drive Assembly



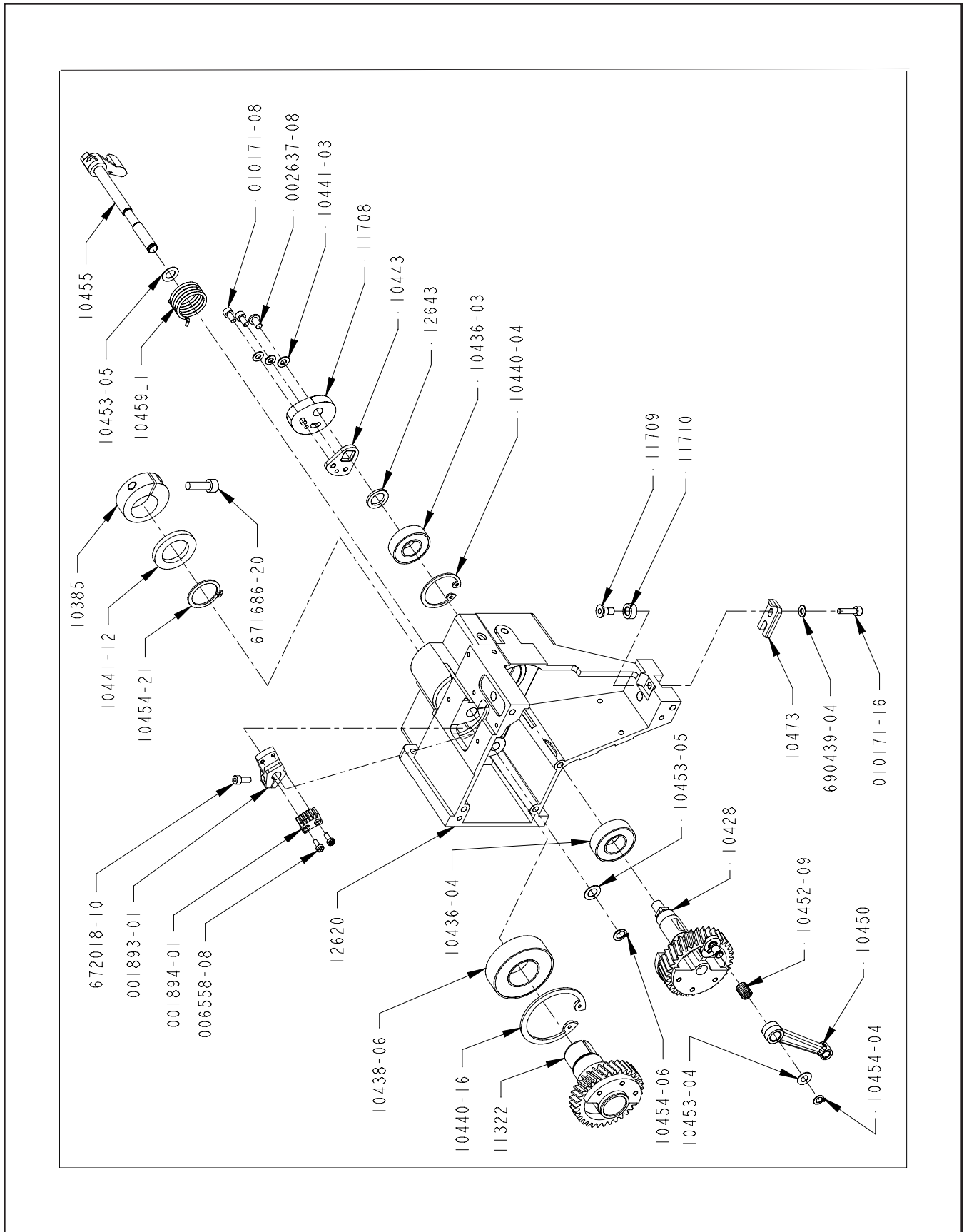
Jumpstitch Drive Assembly

Part Number	Qty	Description
10488		Assembly, Jumpstitch Drive
10490 *	1	Actuator, Jumpstitch
10491 *	1	Lever, Jumpstitch
10493 *	1	Spring, Holding, Jumpstitch
10550 *	1	Harness, Jumpstitch Home
003136-04 *	1	Screw, Button Head, Socket, M3 x 0.5 x 4MM
005034-01 *	1	Screw, Set, Socket, Cup Point, M4 x .7 x 6MM
010170-06 *	3	Screw, M3 x 0.5 x 6mm Socket Head Cap, Zinc Plate
10489-01 *	1	Mount, Motor, Jumpstitch
10492-01 *	1	Spring, Home, Jumpstitch
10494-01 *	1	Motor, Stepper
10495-20 *	1	Screw, Shoulder, M4 x 0.7 x 20mm
10551-02 *	2	Washer, Shoulder, Nylon, 3.1 ID x 7.15 OD
680430-03 *	1	Nut, Hex, Metric, M3
702875-11 *	1	Spacer, Shaft, 3/16 ID x .094 W

* Item available ONLY as part of the Jumpstitch Drive Assembly, part number 10488

Please refer to the SPECIAL INSTRUCTIONS section in the Introduction of this manual for information regarding the meaning of the **Bold** and *Italicized*, part number, as well as the asterisk (*) and pound (#) signs found throughout this manual.

Head Assembly



Head Assembly

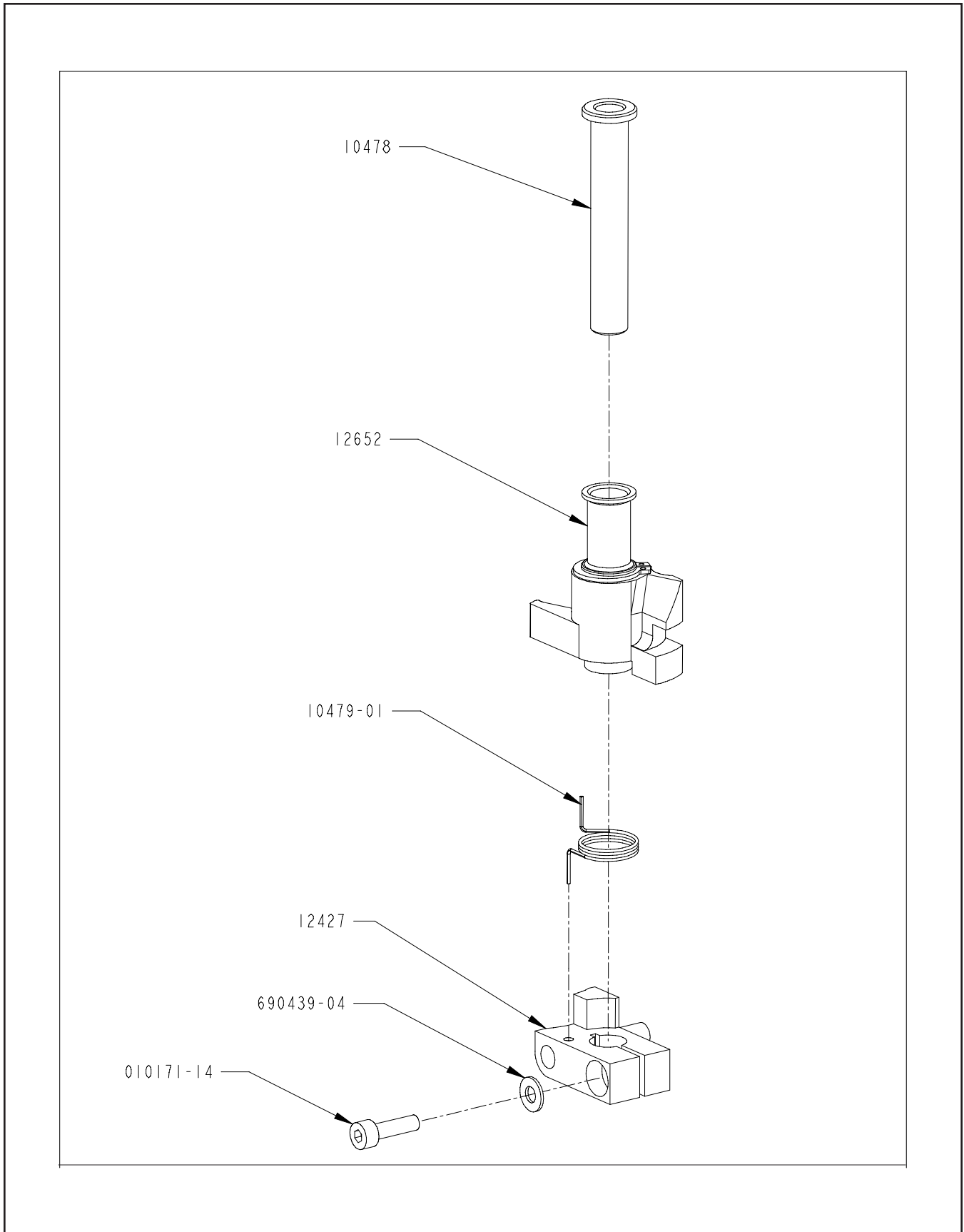
Part Number	Qty	Description
10424		Assembly, Head
10385 *	1	Clamp, Shaft, Z-Drive
10428 *	1	Crankshaft, Assembly
10443 *	1	Plate, Mounting, Cam, Take-up Lever
10450 #	1	Rod, Connecting, Machined
10473 *	1	Plate, Positioning
11322 *	1	Gear, Driveshaft
11708 *	1	Cam, Drive, Take-Up Lever
11709 *	1	Stud, Roller, Needle Case
11710 *	1	Roller, Needle Case
12620 *	1	Head, Bridge, Insertable Assy
12643 *	1	Spacer, Mounting, Cam
001893-01 *	1	Case, Gear, Drv, Lvr, Take-up
001894-01 #	1	Gear, Drv, Lvr, Take-up
002637-08 *	1	Screw, Socket Head Cap, Low Head, M5 x 8mm lg
006558-08 *	2	Screw, Pan Head Phillips, M3 x 8mm LG
010171-08 *	2	Screw, M4 x 0.7 x 8mm Socket Head Cap, Zinc Plate
010171-16 *	1	Screw, M4 x 0.7 x 16mm Socket Head Cap, Zinc Plate
010173-20 *	1	Screw, M6 x 20mm, Socket Head Cap, Zinc Plate
10436-03 *	1	Bearing, Radial, Shielded, 15 ID x 32 OD x 9W
10436-04 *	1	Bearing, Radial, Shielded, 17 ID x 35 OD x 10W
10438-06 *	1	Bearing, Radial, Shielded, 25 ID x 52 OD x 15 W
10440-04 *	1	Ring, Retaining, Internal, 20.6 ID x 1.2
10440-16 *	1	Ring, Retaining, Internal, 37.9 ID x 2
10441-03 *	1	Washer, Flat, Heavy, 5 ID x 10 OD x .8 Thk
10441-12 *	1	Washer, Flat, Heavy, 23 ID x 36 OD x 4 Thk
10452-09 *	1	Bearing, Needle Roller, 6 ID x 9 OD 10 W
10453-04 *	1	Ring, Shim, 6 ID x 12 OD x 0.5MM Thk
10453-05 *	2	Ring, Shim, 8 ID x 14 OD x 0.5MM Thk
10454-04 *	1	Ring, Retaining, External, 6MM Shaft x .7 Thk
10454-06 *	1	Ring, Retaining, External, 8MM Shaft x .8 Thk
10454-21 *	1	Ring, Retaining, External, 21MM Shaft x 1 Thk
10459-01 *	1	Spring, Take-up Lever
671686-20 *	1	Screw, M6 x 20mm, Socket Head Cap, Zinc Plate
672018-10 *	1	Screw, Socket Head Cap, M4 x 10mm Lg
690439-04 *	3	Washer, Flat, M4

* Item available ONLY as part of the Head Assembly, part number 10424

Item also included as part of the Head Assembly, part number 10424

Please refer to the SPECIAL INSTRUCTIONS section in the Introduction of this manual for information regarding the meaning of the **Bold** and *Italicized*, part number, as well as the asterisk (*) and pound (#) signs found throughout this manual.

Reciprocator Assembly



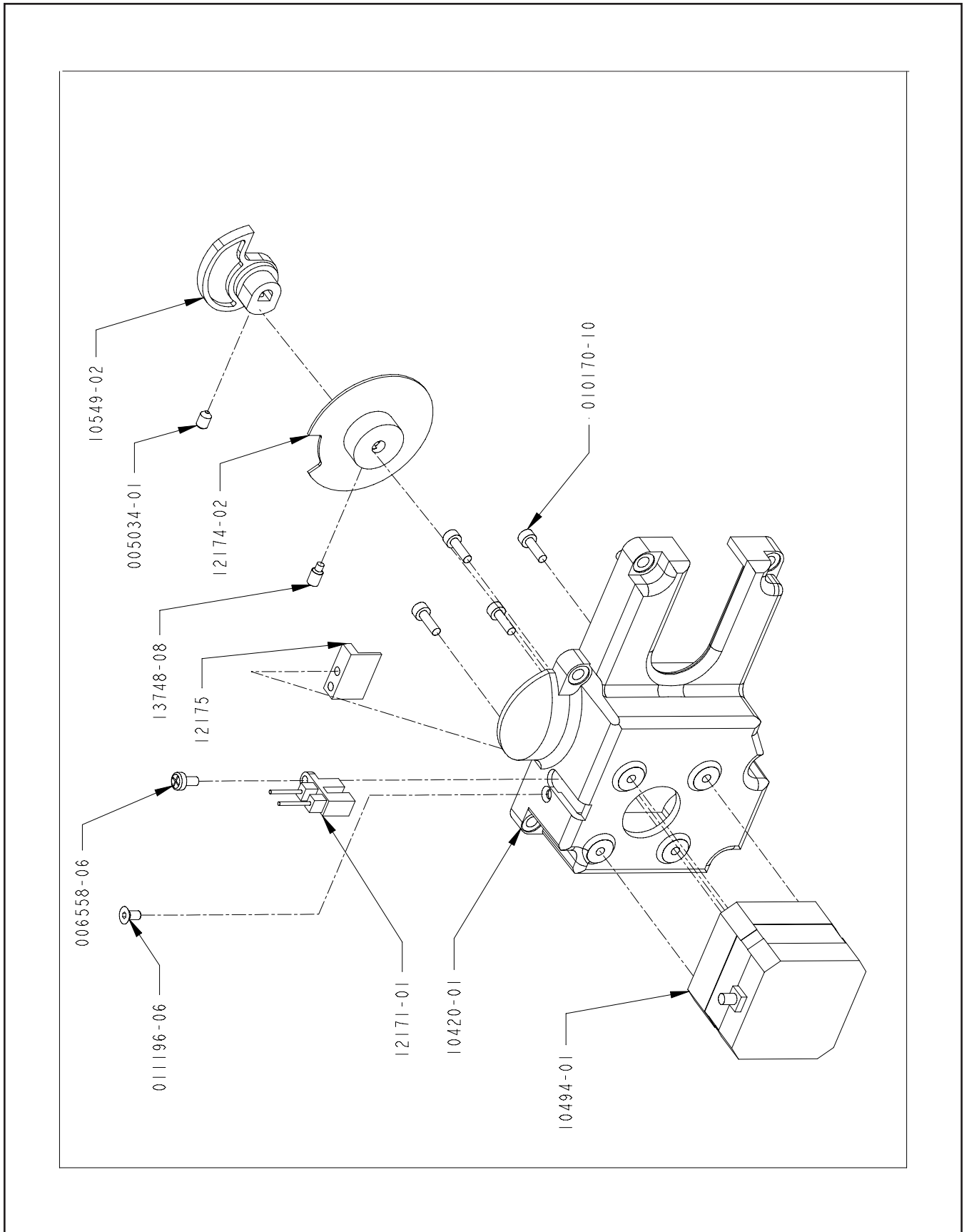
Reciprocator Assembly

Part Number	Qty	Description
10474 #		Assembly, Reciprocator
10478 *	1	Bushing, Reciprocator
12427 *	1	Base, Reciprocator, Assy
12652 *	1	Reciprocator Sub Assy
010171-14 *	1	Screw, M4 x 0.7 x 14mm Socket Head Cap, Zinc Plate
10479-01 *	1	Spring, Jump Stitch
690439-04 *	1	Washer, Flat, M4

* Item available ONLY as part of the Reciprocator Assembly, part number 10474

Please refer to the SPECIAL INSTRUCTIONS section in the Introduction of this manual for information regarding the meaning of the **Bold** and *Italicized*, part number, as well as the asterisk (*) and pound (#) signs found throughout this manual.

Head Right Cover Assembly



Head Right Cover Assembly

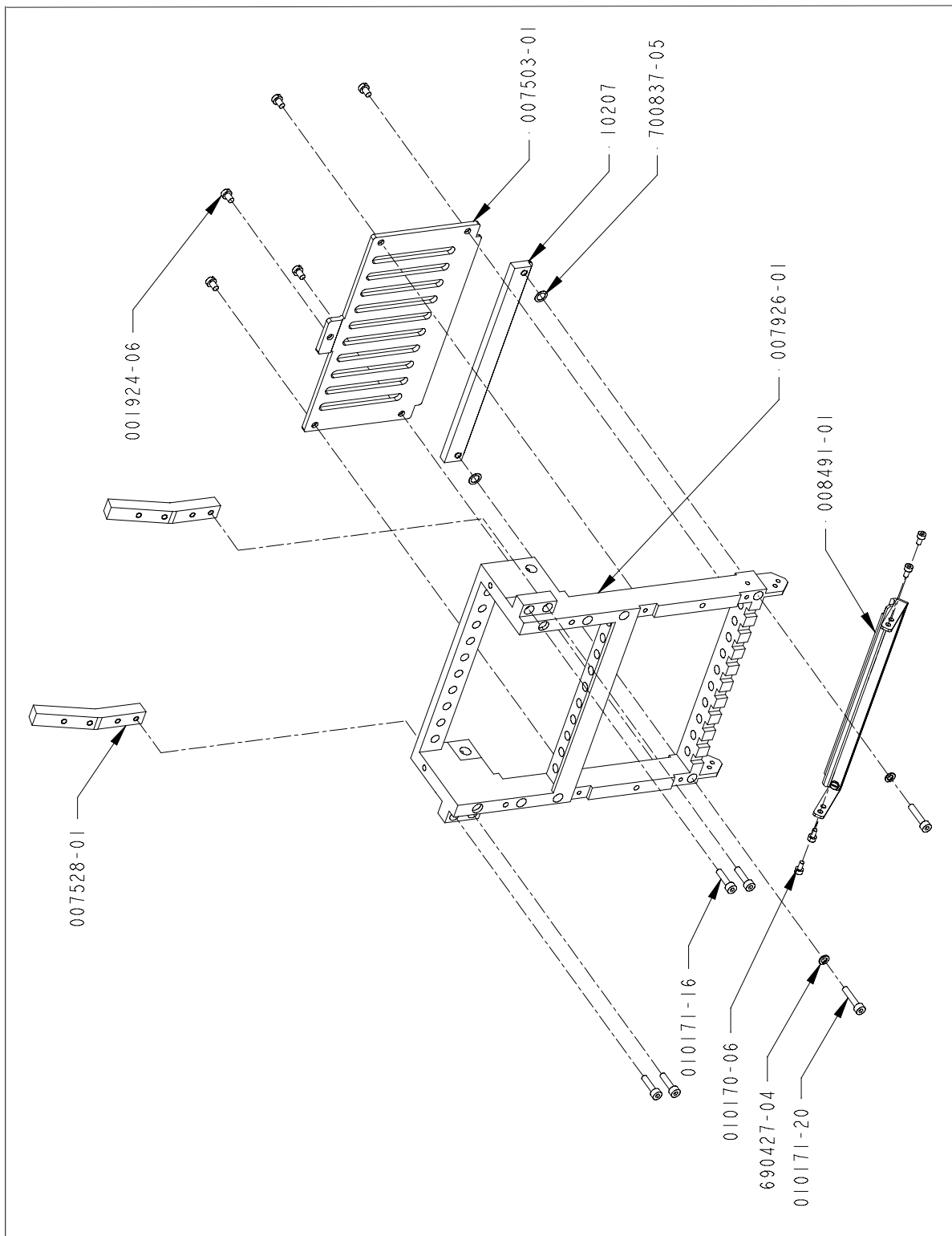
Part Number	Qty	Description
<i>10548-02</i>		Assembly, Head Right Cover
12175 *	1	Block, Mounting
10420-01 *	1	Cover, Bridge Head, Right Side, Machined
12174-02 *	1	Disk, Home, Take-Up
10549-02 *	1	Eccentric, Take-Up
10494-01 *	1	Motor, Stepper
<i>011196-06 #</i>	1	Screw, Flat Head Socket, M4 x 0.7 x 12mm
<i>010170-10 #</i>	4	Screw, M3 x 0.5 x 10mm Socket Head Cap, Zinc Plate
<i>006558-06 #</i>	1	Screw, Pan Head Phillips, M3 x 6mm LG
<i>005034-01 #</i>	1	Screw, Set, Socket, Cup Point, M4 x .7 x 6MM
<i>12171-01 #</i>	1	Switch, Optical, Assembly
<i>13748-08 #</i>	1	Screw, Set, Dog Point, M4 x 8mm

* Item available ONLY as part of the Head Right Cover Assembly, part number 10548-02

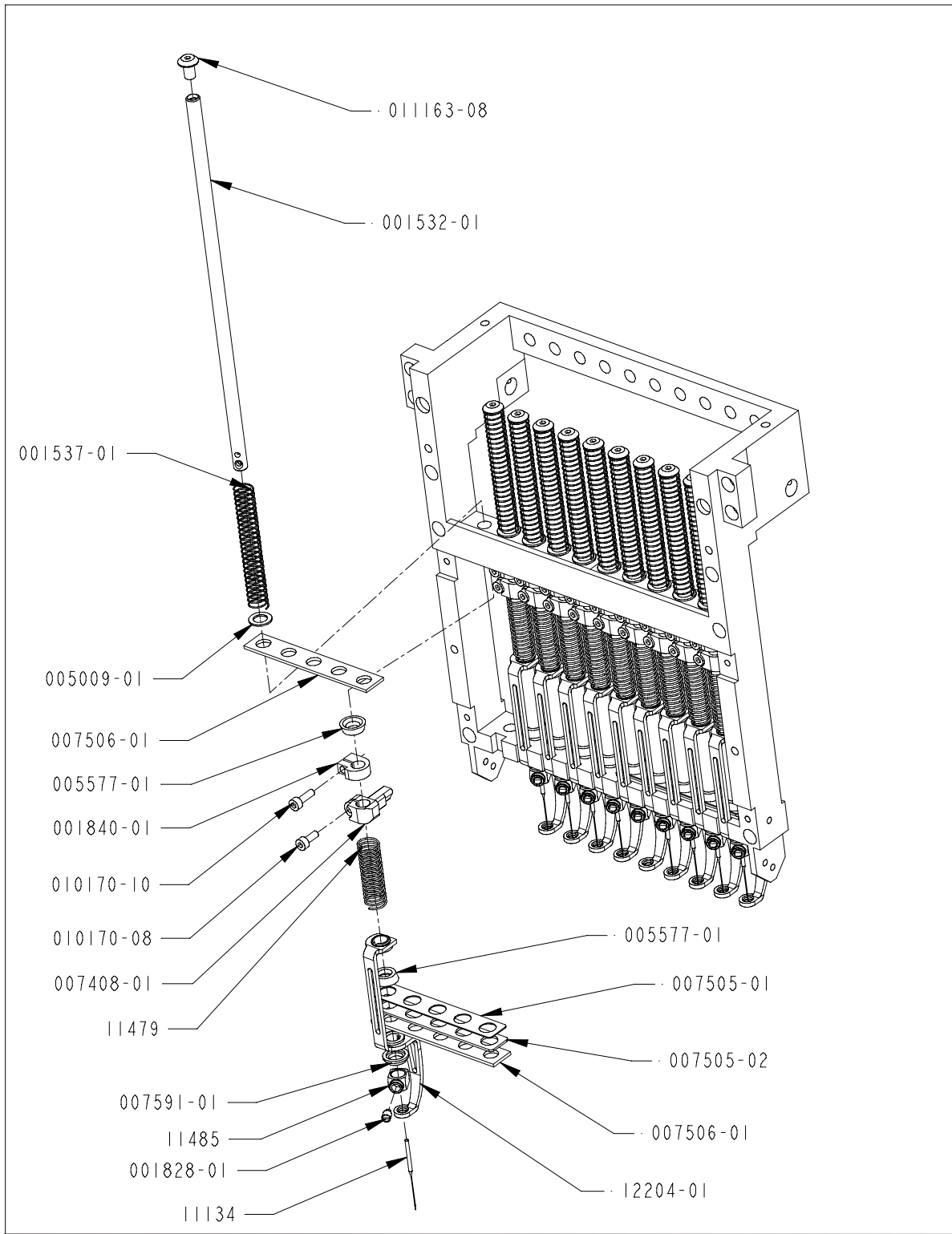
Item also included as part of the Head Right Cover Assembly, part number 10548-02

Please refer to the SPECIAL INSTRUCTIONS section in the Introduction of this manual for information regarding the meaning of the **Bold** and *Italicized*, part number, as well as the asterisk (*) and pound (#) signs found throughout this manual.

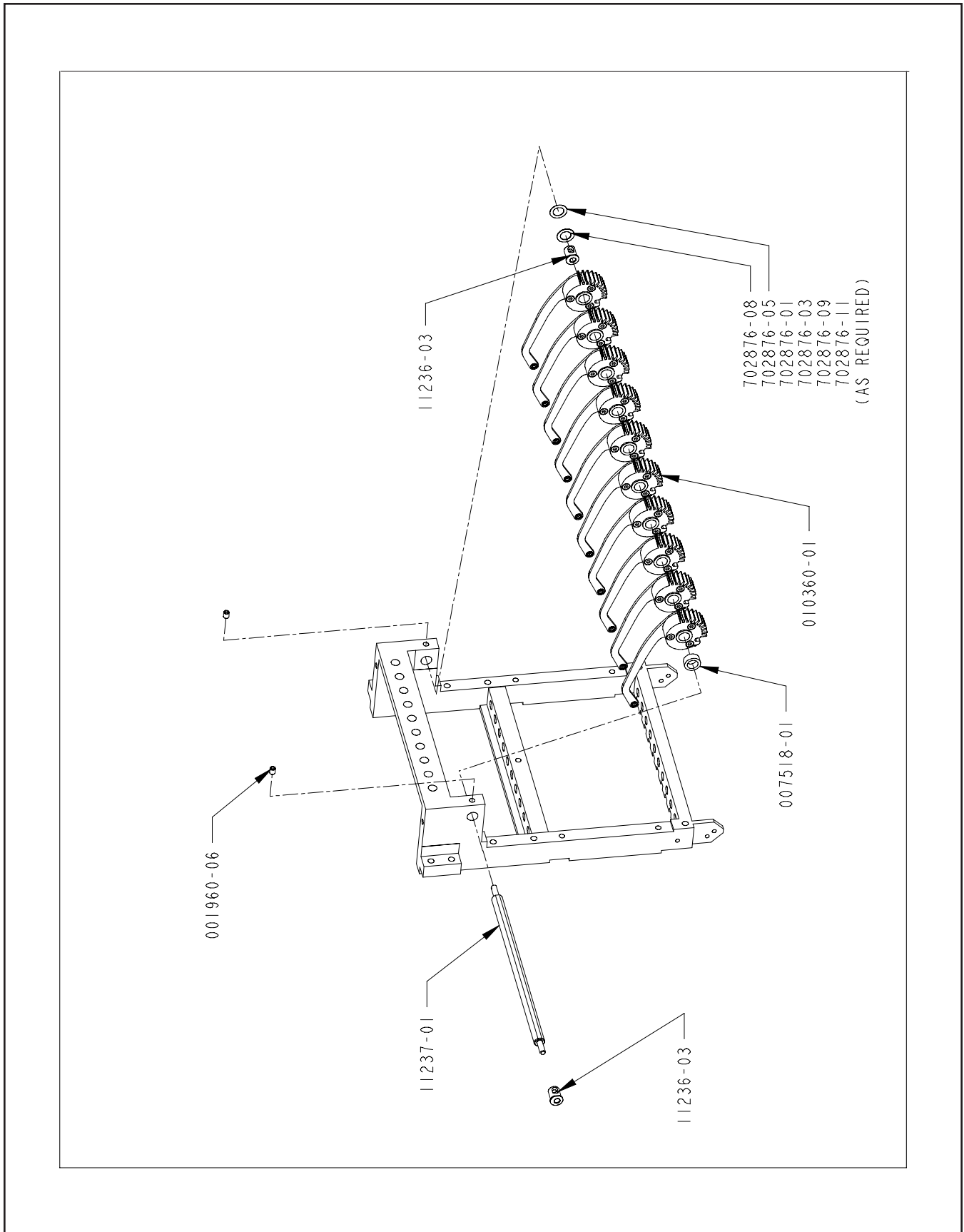
Needle Case Assembly (1 of 3)



Needle Case Assembly (2 of 3)



Needle Case Assembly (3 of 3)

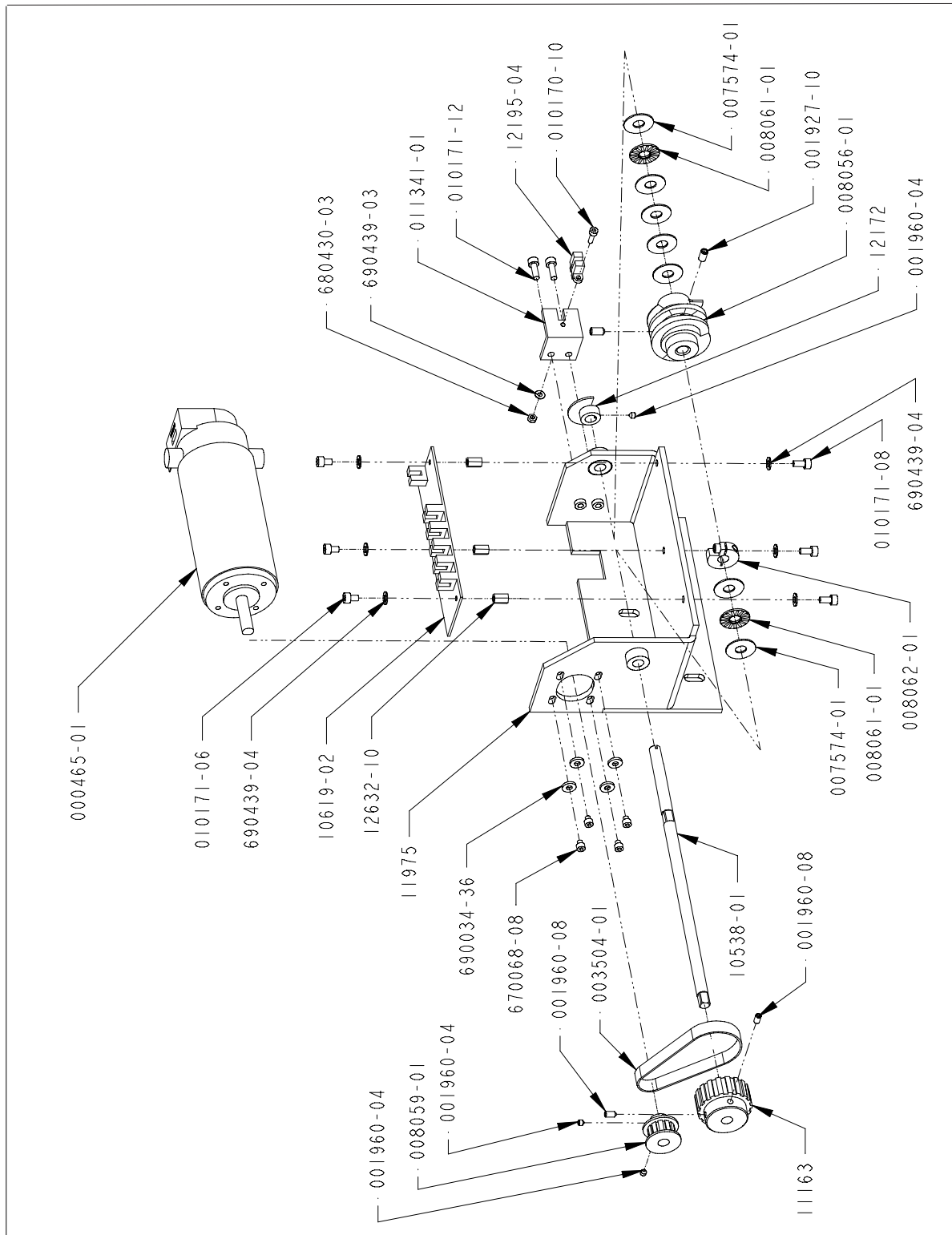


Needle Case Assembly (1, 2, and 3 of 3)

Part Number	Qty	Description
10207	1	Rail, Guide, Lwr PHSII
11134	1	Needle, Ball Point, DB x K5, 75/11
11479	10	Spring, Presser Foot
11485	10	Block, Clamp, Needle Machining
001532-01	10	Bar, Ndl
001537-01	10	Spring, Hldr, Ndl Bar
001828-01	10	Screw, Set, Ndl Clamp
001840-01	10	Clamp, Stop, Ndl Bar
<i>001924-06</i>	5	Screw, Cheesehd, Sltd, M4 x 0.7 x 6MM
<i>001960-06</i>	2	Screw, Set, Flat Point, M4 x 0.7 x 6mm
<i>005009-01</i>	10	Washer, Flat, .260ID x .420OD x .03thk
005577-01	20	Bumper, Washer
007408-01	10	Stud, Conn, Ndl Bar, Machnd
007503-01	1	Plate, Guide, Ndl
007505-01	2	Shim, Ndl Case, .040 thk
007505-02	2	Shim, Ndl Case, .040 thk
007506-01	4	Felt, Ndl Cs
007518-01	1	Spacer, T/U Lever
007528-01	2	Support, Brkt, Tnsnr
007591-01	10	Damper, Ndl Clamp
<i>007926-01</i>	1	Case, 10 Needle, Diecast, Machnd
008491-01	1	Bar, Grabber, Bracket, Assembly
<i>010170-06</i>	4	Screw, M3 x 0.5 x 6mm Socket Head Cap, Zinc Plate
<i>010170-08</i>	10	Screw, M3 x 0.5 x 8mm Socket Head Cap, Zinc Plate
<i>010170-10</i>	10	Screw, M3 x 0.5 x 10mm Socket Head Cap, Zinc Plate
<i>010171-16</i>	4	Screw, M4 x 0.7 x 16mm Socket Head Cap, Zinc Plate
<i>010171-20</i>	2	Screw, M4 x 0.7 x 20mm Socket Head Cap, Zinc Plate
010360-01	10	Lever, Take-up, Assy
<i>011163-08</i>	10	Screw, M4 x .7 x 8MM, Button Head Cap, Zinc Plate
11236-03	2	Bushing, Eccentric, Take-up Lever
11237-01	1	Shaft, Eccentric, Take-up Lever
12204-01	10	Presser Foot, Assembly
<i>690427-04</i>	2	Washer, Lock, Split, M4
<i>700837-05</i>	2	Spacer, Shaft, 1/4 ID x .01 Thk
<i>702876-01</i>	As Required	Spacer, Shaft, 5/16 ID x .002 Thk
<i>702876-03</i>	As Required	Spacer, Shaft, 5/16 ID x .006 Thk
<i>702876-05</i>	As Required	Spacer, Shaft, 5/16 ID x .010 Thk
<i>702876-08</i>	As Required	Spacer, Shaft, 5/16 ID x .016 Thk
<i>702876-09</i>	As Required	Spacer, Shaft, 5/16 ID x .031 Thk
<i>702876-11</i>	As Required	Spacer, Shaft, 5/16 ID x .125 Thk

Please refer to the SPECIAL INSTRUCTIONS section in the Introduction of this manual for information regarding the meaning of the **Bold** and *Italicized*, part number, as well as the asterisk (*) and pound (#) signs found throughout this manual.

Color Change Box Assembly



Color Change Box Assembly

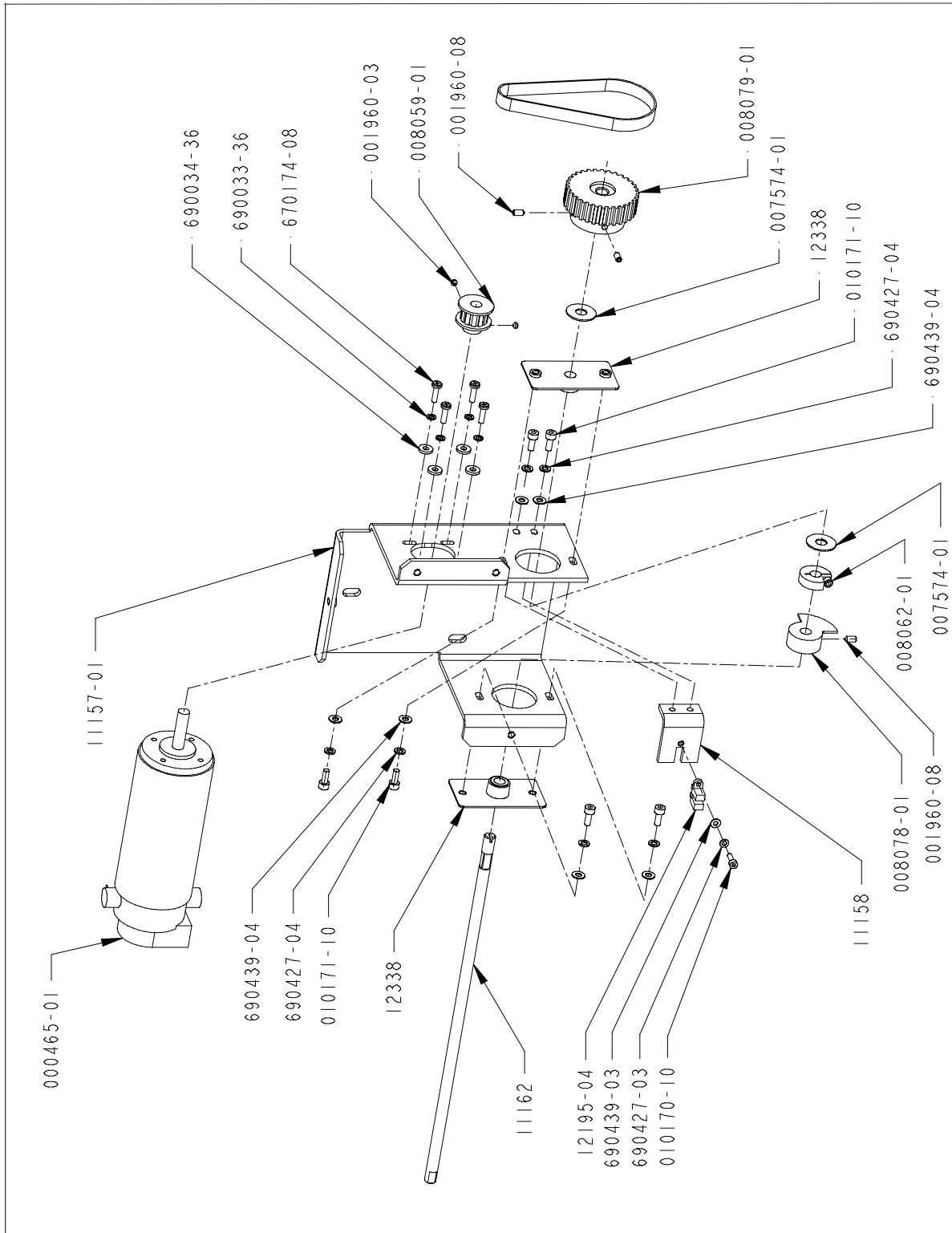
Part Number	Qty	Description
<i>10531-01</i>		Assembly, Color Change Box
008061-01 *	2	Bearing, Thrust, 8mm
003504-01 #	1	Belt, Timing, 1/5P, 39T
011341-01 *	1	Bracket, Sensor, Grabber
008056-01 *	1	Cam, Color Change
008062-01 *	1	Clamp, Split Hub, 8mm ID
12172 *	1	Flag, Color Change
11975 *	1	Housing, Color Change
000465-01 #	1	Motor, X-Y Servo
680430-03 #	1	Nut, Hex, Metric, M3
10619-02 #	1	PCB, Color Change
11163 #	1	Pulley, 5.08 Pitch, 24 Tooth
008059-01 #	1	Pulley, Timing, 5.08mmP, 12 Groove
<i>010170-10</i> #	1	Screw, M3 x 0.5 x 10mm Socket Head Cap, Zinc Plate
<i>010171-12</i> #	2	Screw, M4 x 0.7 x 12mm Socket Head Cap, Zinc Plate
<i>010171-06</i> #	3	Screw, M4 x 0.7 x 6mm Socket Head Cap, Zinc Plate
<i>010171-08</i> #	3	Screw, M4 x 0.7 x 8mm Socket Head Cap, Zinc Plate
<i>001960-04</i> #	3	Screw, Set, Flat Point, M4 x 0.7 x 4mm
<i>001960-08</i> #	2	Screw, Set, Flat Point, M4 x 0.7 x 8mm
<i>001927-10</i> #	2	Screw, Set, Skt, Flt Pt, M5 x .8 x 10MM
<i>670068-08</i> #	4	Screw, Socket Head Cap, 6-32UNC x 1/2 LG
<i>10538-01</i> #	1	Shaft, Cam, Color Change
<i>12632-10</i> #	3	Standoff, 6mm Hex, F/F, M4 x 0.7 x 10mm
<i>12195-04</i> #	1	Switch, Optical, Assembly
<i>690034-36</i> #	4	Washer, Flat, #6 NOM
<i>690439-03</i> #	1	Washer, Flat, M3
<i>690439-04</i> #	6	Washer, Flat, M4
<i>007574-01</i> #	7	Washer, Thrust, 1mm Thick

* Item available ONLY as part of the Color Change Box Assembly, part number 10531-01

Item also included as part of the Color Change Box Assembly, part number 10531-01

Please refer to the SPECIAL INSTRUCTIONS section in the Introduction of this manual for information regarding the meaning of the **Bold** and *Italicized*, part number, as well as the asterisk (*) and pound (#) signs found throughout this manual.

Grabber Assembly



Grabber Assembly

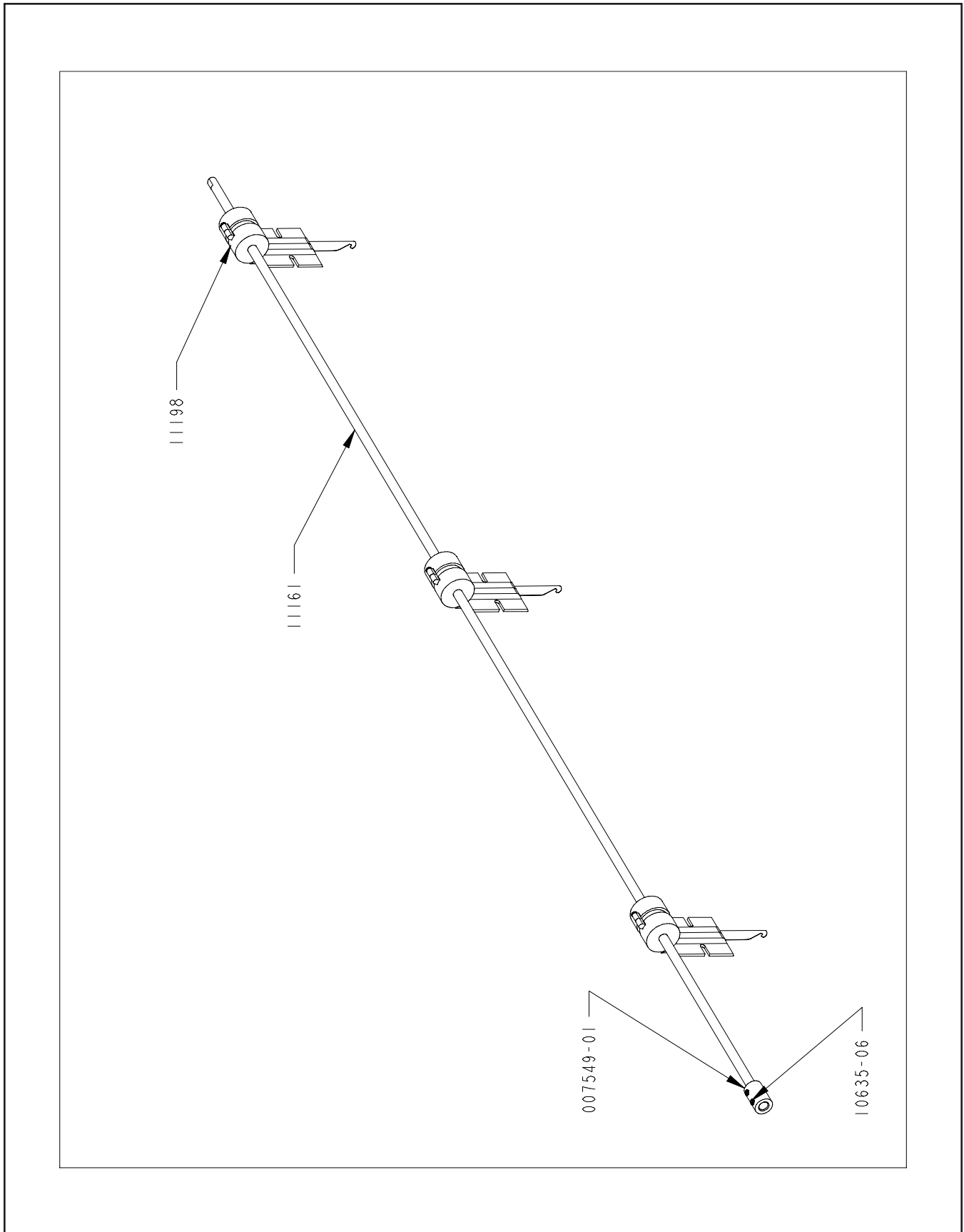
Part Number	Qty	Description
12115		Assembly, Grabber
12725 #	1	Belt, 1/5P, 53 Groove, .375 Wide
12338 *	2	Bracket, Bearing
11158 *	1	Bracket, Grabber, Sensor
008062-01 *	1	Clamp, Split Hub, 8mm ID
008078-01 *	1	Disk, Home
11157-01 *	1	Housing, Drive, Grabber
000465-01 #	1	Motor, X-Y Servo
008079-01 #	1	Pulley, 1/5P, 32 Groove
008059-01 #	1	Pulley, Timing, 5.08mmP, 12 Groove
010170-10 #	1	Screw, M3 x 0.5 x 10mm Socket Head Cap, Zinc Plate
010171-10 #	6	Screw, M4 x 0.7 x 10mm Socket Head Cap, Zinc Plate
670174-08 #	4	Screw, Pan Head Phillips, 6-32UNC x 1/2 LG
001960-03 #	2	Screw, Set, Flat Point, M4 x 0.7 x 3mm
001960-08 #	3	Screw, Set, Flat Point, M4 x 0.7 x 8mm
11162 *	1	Shaft, Stub, Grabber Drive
12195-04 #	1	Switch, Optical, Assembly
690034-36 #	4	Washer, Flat, #6 NOM
690439-03 #	1	Washer, Flat, M3
690439-04 #	6	Washer, Flat, M4
690033-36 #	4	Washer, Lock, Split, #6, Zinc Plate
690427-03 #	1	Washer, Lock, Split, M3
690427-04 #	6	Washer, Lock, Split, M4
007574-01 #	2	Washer, Thrust, 1mm Thick

* Item available ONLY as part of the Grabber Assembly, part number 12115

Item also included as part of the Grabber Assembly, part number 12115

Please refer to the SPECIAL INSTRUCTIONS section in the Introduction of this manual for information regarding the meaning of the **Bold** and *Italicized*, part number, as well as the asterisk (*) and pound (#) signs found throughout this manual.

Grabber Shaft Assembly, Left



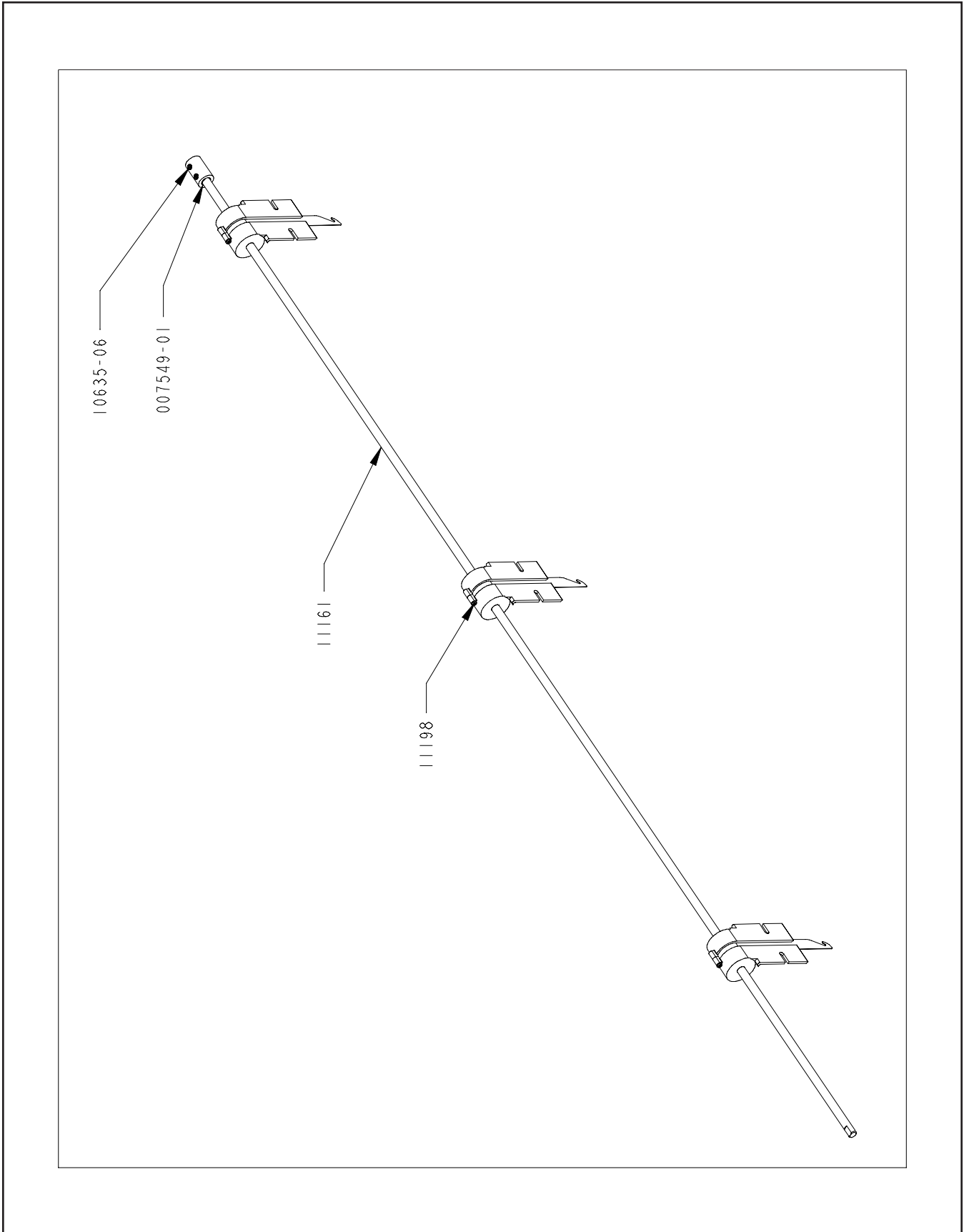
Grabber Shaft Assembly, Left

Part Number	Qty	Description
<i>11199</i>		Assembly, Left Grabber Shaft
<i>11161 #</i>	1	Shaft, Grabber, Drive
11198 #	3	Blade, Grabber, Assy
<i>007549-01 #</i>	1	Coupler, Shaft, Grabber
<i>10635-06 #</i>	2	Screw, Set, Cup Point, M5 x 6MM lg

Item also included as part of the Left Grabber Shaft Assembly, part number 11199

Please refer to the SPECIAL INSTRUCTIONS section in the Introduction of this manual for information regarding the meaning of the **Bold** and *Italicized*, part number, as well as the asterisk (*) and pound (#) signs found throughout this manual.

Grabber Shaft Assembly, Right



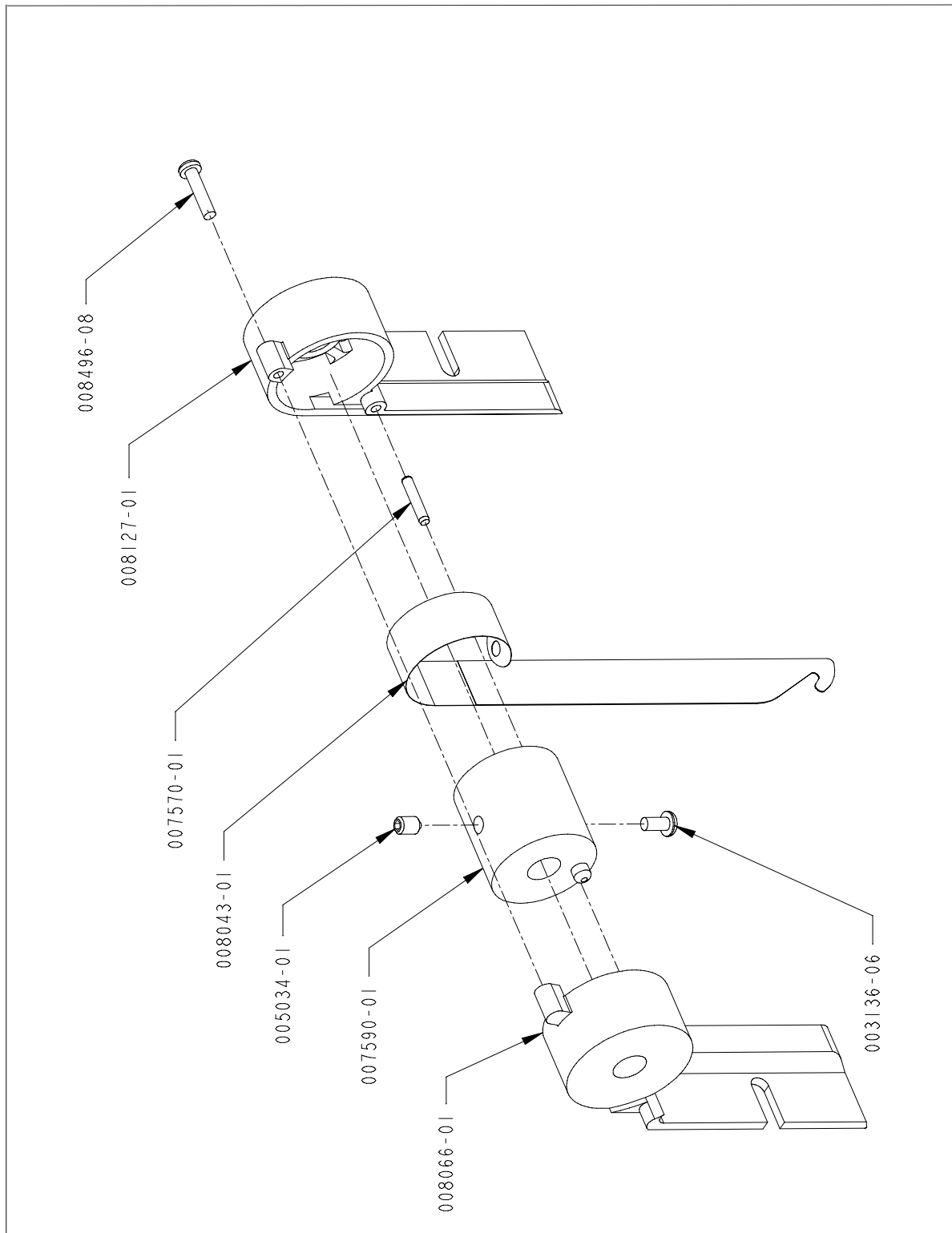
Grabber Shaft Assembly, Right

Part Number	Qty	Description
<i>11200</i>		Assembly, Right Grabber Shaft
<i>11161 #</i>	1	Shaft, Grabber, Drive
11198 #	3	Blade, Grabber, Assy
<i>007549-01 #</i>	1	Coupler, Shaft, Grabber
<i>10635-06 #</i>	2	Screw, Set, Cup Point, M5 x 6MM lg

Item available ONLY as part of the Right Grabber Shaft Assembly, part number 11200

Please refer to the SPECIAL INSTRUCTIONS section in the Introduction of this manual for information regarding the meaning of the **Bold** and *Italicized*, part number, as well as the asterisk (*) and pound (#) signs found throughout this manual.

Grabber Blade Assembly



Grabber Blade Assembly

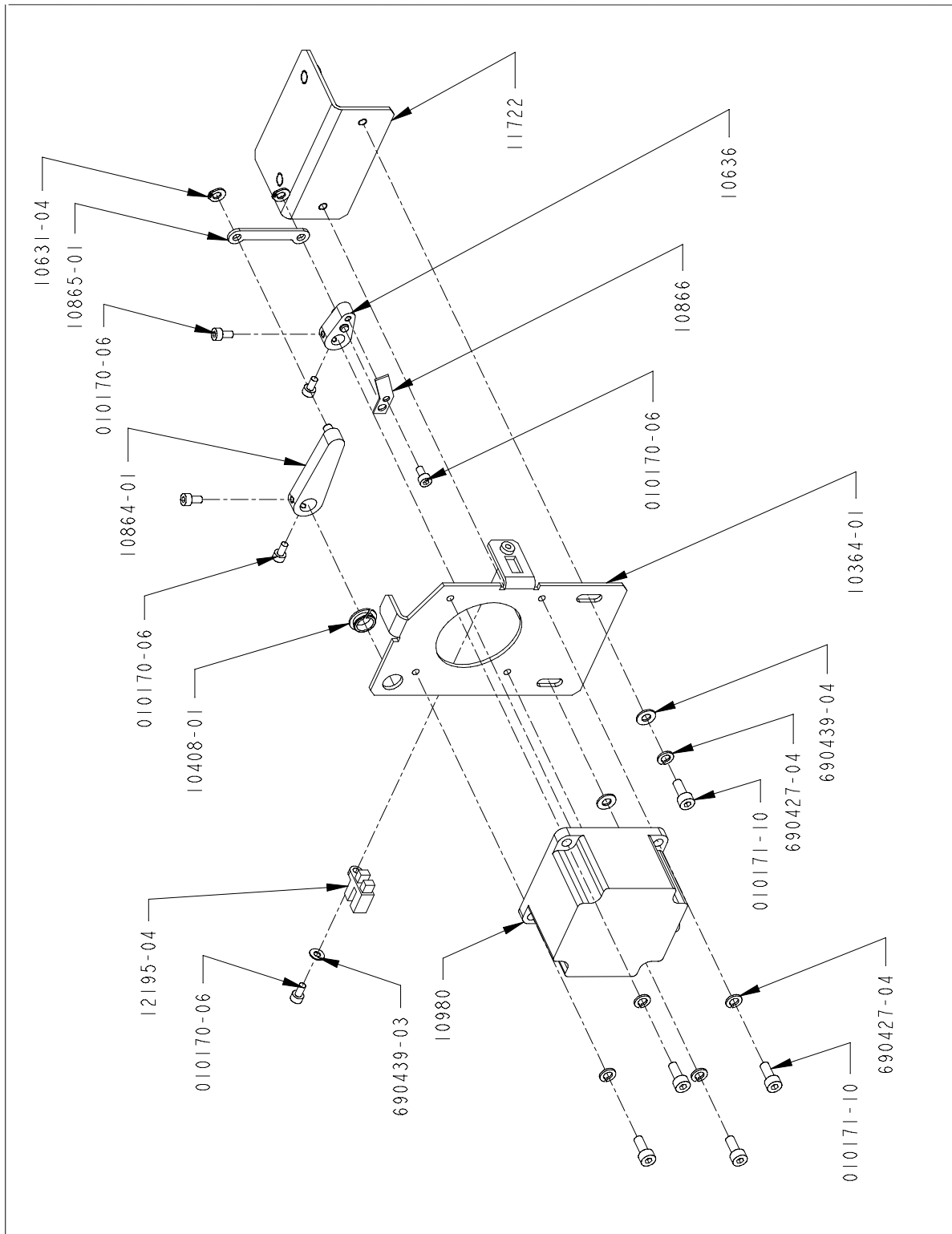
Part Number	Qty	Description
11198		Assembly, Grabber Blade
008043-01 #	1	Blade, Grabber
008066-01 *	1	Housing, Drive, Grabber, Left
008127-01 *	1	Housing, Drive, Grabber, Right
007570-01 *	1	Pin, Dowel, .094 x .5 Long
003136-06 *	1	Screw, Button Head, Socket, M3 x 0.5 x 6MM
008496-08 *	1	Screw, Self-Tapping, #4 x 1/2
005034-01 *	1	Screw, Set, Socket, Cup Point, M4 x .7 x 6MM
007590-01 *	1	Sprocket, Drive, Grabber, Assembly

* Item available ONLY as part of the Grabber Blade Assembly, part number 11198

Item also included as part of the Grabber Blade Assembly, part number 11198

Please refer to the SPECIAL INSTRUCTIONS section in the Introduction of this manual for information regarding the meaning of the **Bold** and *Italicized*, part number, as well as the asterisk (*) and pound (#) signs found throughout this manual.

Picker Assembly



Picker Assembly

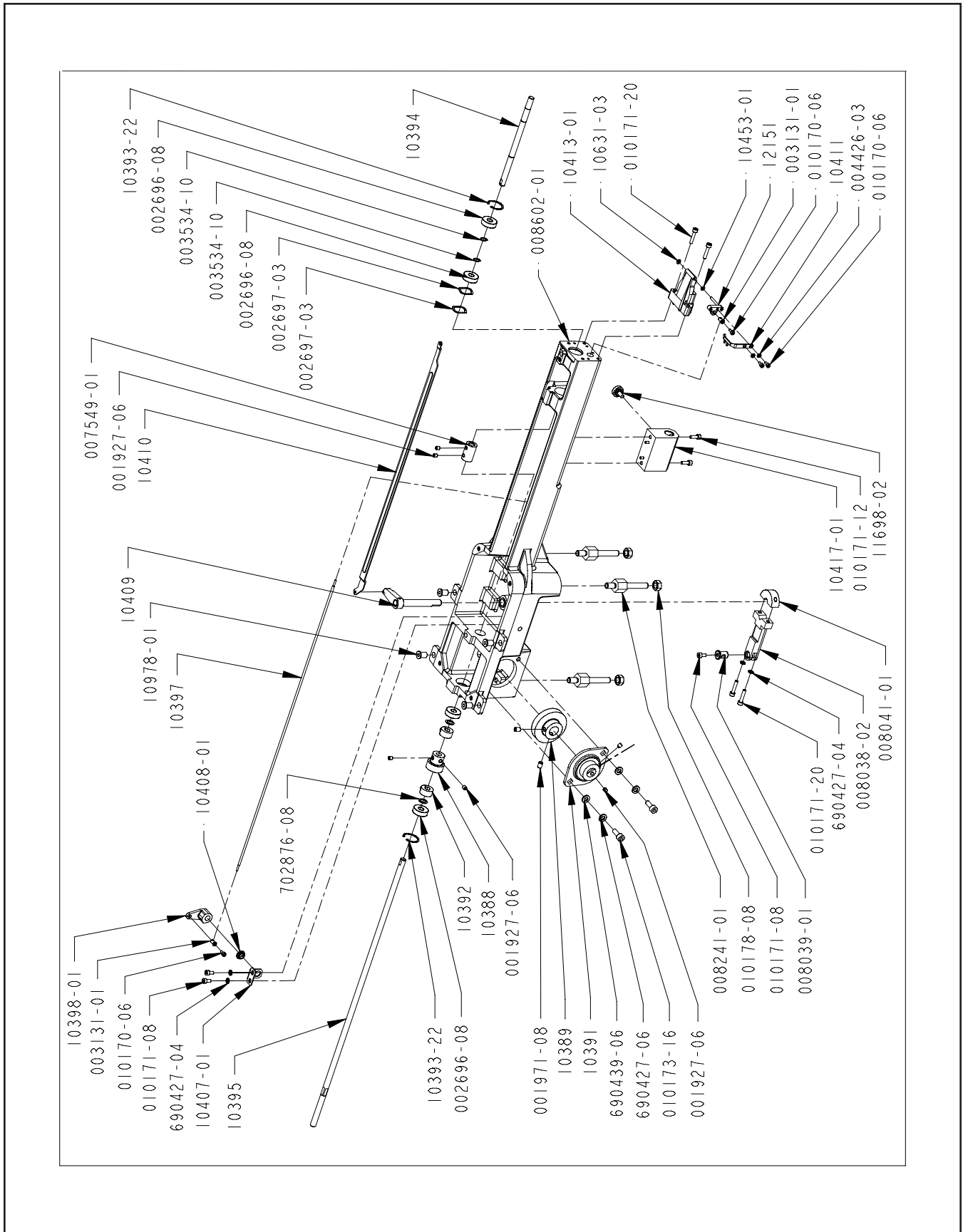
Part Number	Qty	Description
<i>10359-01</i>		Assembly, Picker
11722 *	1	Bracket, Interface, Picker Motor
10364-01 *	1	Bracket, Motor, Picker
10408-01 *	1	Bushing, Nylon, 6mm ID
10866 *	1	Flag, Home, Picker
10864-01 *	1	Lever, Connecting, Picker
10636 *	1	Lever, Motor, Picker
10865-01 *	1	Link, Connecting, Picker
10980 *	1	Motor, Stepper, Picker
10631-04 *	2	Ring, Retaining, Grooveless, M4
<i>010170-06</i> #	6	Screw, M3 x 0.5 x 6mm Socket Head Cap, Zinc Plate
<i>010171-10</i> #	6	Screw, M4 x 0.7 x 10mm Socket Head Cap, Zinc Plate
12195-04 #	1	Switch, Optical, Assembly
690439-03 #	1	Washer, Flat, M3
690439-04 #	2	Washer, Flat, M4
690427-04 #	6	Washer, Lock, Split, M4

* Item available ONLY as part of the Picker Assembly, part number 10359-01

Item also included as part of the Picker Assembly, part number 10359-01

Please refer to the SPECIAL INSTRUCTIONS section in the Introduction of this manual for information regarding the meaning of the **Bold** and *Italicized*, part number, as well as the asterisk (*) and pound (#) signs found throughout this manual.

Bed Assembly



Bed Assembly

Part Number	Qty	Description
008038-02	1	Arm, Linkage, Long
002696-08	4	Bearing, Ball, Radial, 8mm
10391	1	Bearing, Flanged Housing, 15mm ID
008602-01	1	Bed, Cylinder, Bridge, Machined
10413-01	1	Bracket, Picker
10408-01	1	Bushing, Nylon, 6mm ID
10392	2	Collar, Clamp, 8mm ID
007549-01	1	Coupler, Shaft, Grabber
10409	1	Drive, Arm, Short, Trimmer, Assembly
10389	1	Gear, Helical, Bobbin Shaft
10388	1	Gear, Helical, Z-Shaft
10398-01	1	Lever, Drive, Picker
10410	1	Link, Connecting, Trimmer
10417-01	1	Mount, Cap Frame
010178-08	3	Nut, Hex, Fine Thread, M8
10411	1	Picker
008241-01	3	Pillar, Head Support
003131-01	2	Pin, Swivel, Front
008039-01	1	Pivot, Trimmer Drive
008041-01	1	Plate, Nut, Long Arm
10393-22	2	Ring, Retainer, 22mm OD
10631-03	1	Ring, Retainer, Grooveless, M3
003534-10	2	Ring, Retaining, External, .281 ID
10453-01	1	Ring, Shim, 3 ID x 6 OD x 0.5MM Thk
010170-06	4	Screw, M3 x 0.5 x 6mm Socket Head Cap, Zinc Plate
010171-12	2	Screw, M4 x 0.7 x 12mm Socket Head Cap, Zinc Plate
010171-20	4	Screw, M4 x 0.7 x 20mm Socket Head Cap, Zinc Plate
010171-08	3	Screw, M4 x 0.7 x 8mm Socket Head Cap, Zinc Plate
010173-16	2	Screw, M6 x 16mm, Socket Head Cap, Zinc Plate
001971-08	2	Screw, Set, Flat Point, M6 x 1.0 x 8mm
001927-06	6	Screw, Set, Skt, Flt Pt, M5 x .8 x 6MM
10394	1	Shaft, Bobbin, Front
10395	1	Shaft, Bobbin, Rear
10397	1	Shaft, Connecting, Picker
702876-08	2	Spacer, Shaft, 5/16" ID, .016" Thick
10407-01	1	Support, Shaft, Drive, Picker

Please refer to the SPECIAL INSTRUCTIONS section in the Introduction of this manual for information regarding the meaning of the **Bold** and *Italicized*, part number, as well as the asterisk (*) and pound (#) signs found throughout this manual.

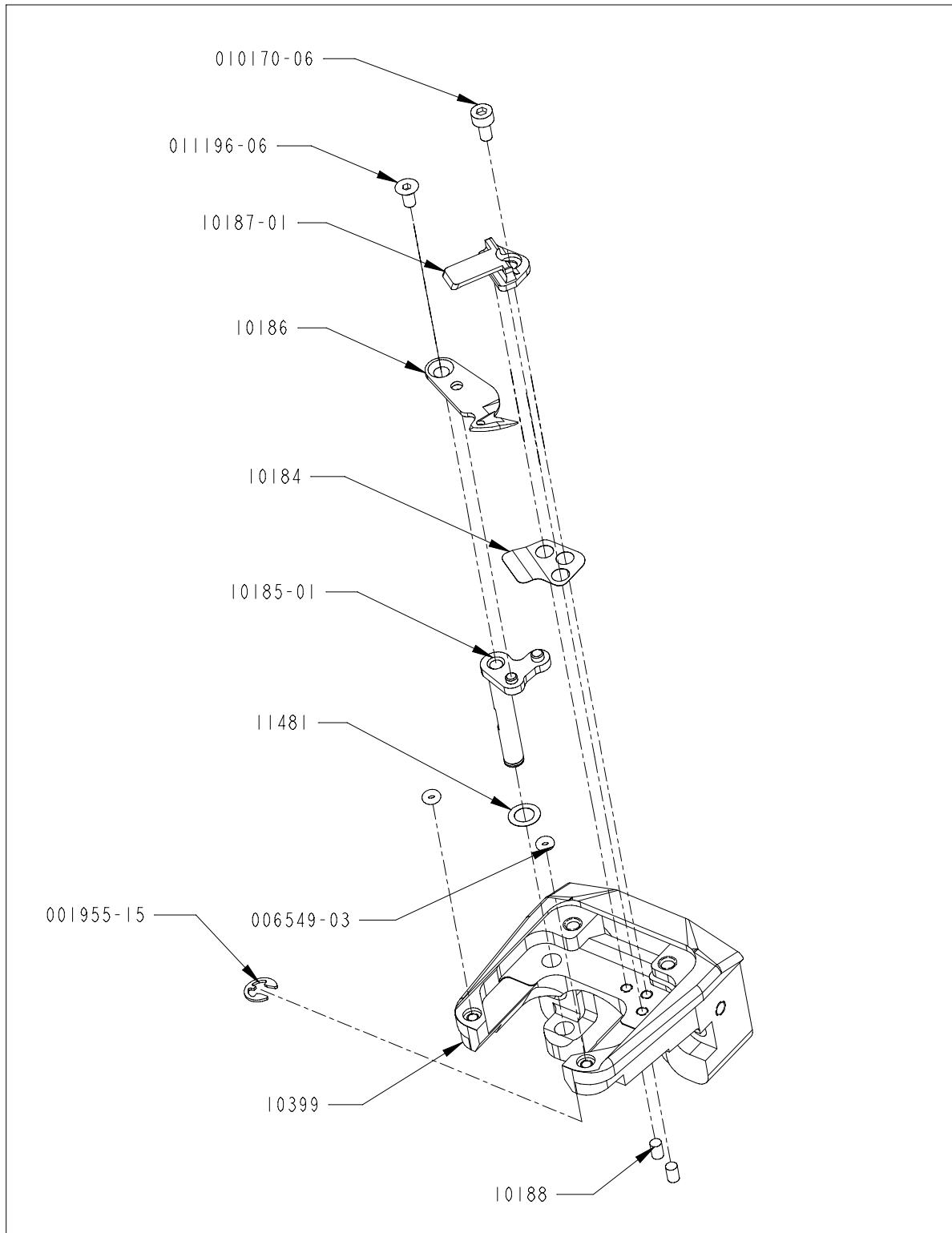
Bed Assembly (continued)

Part Number	Qty	Description
11698-02	1	Thumb Screw Assembly
<i>690439-06</i>	2	Washer, Flat, M6
<i>004426-03</i>	2	Washer, Lock, External Tooth, M3
<i>690427-04</i>	4	Washer, Lock, Split, M4
<i>690427-06</i>	2	Washer, Lock, Split, M6
<i>690427-04</i>	4	Washer, Lock, Split, M4
<i>690427-06</i>	2	Washer, Lock, Split, M6
<i>002697-03</i>	2	Washer, Wave, 22mm OD

Please refer to the SPECIAL INSTRUCTIONS section in the Introduction of this manual for information regarding the meaning of the **Bold** and *Italicized*, part number, as well as the asterisk (*) and pound (#) signs found throughout this manual.

This page intentionally left blank

Needle Plate Bracket Assembly

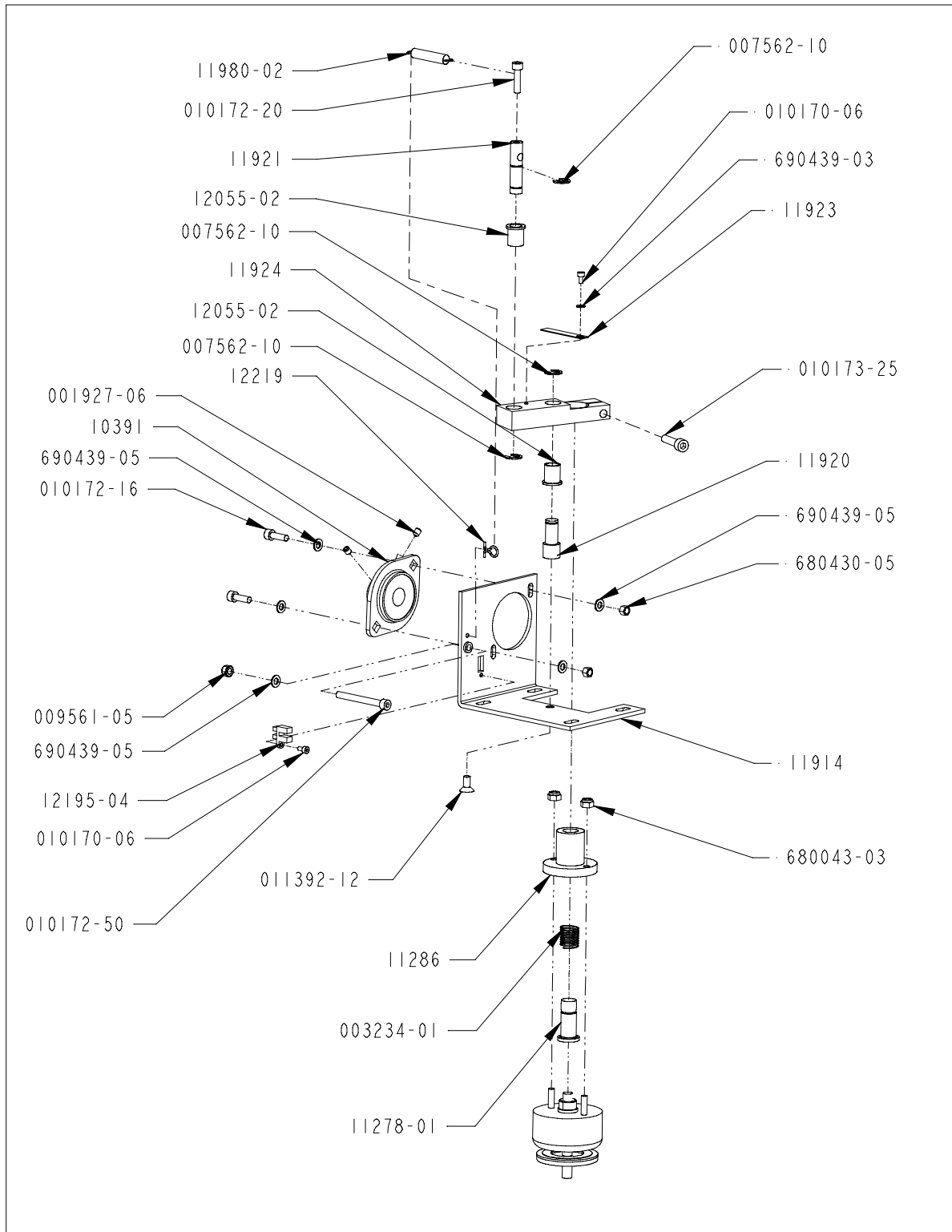


Needle Plate Bracket Assembly

Part Number	Qty	Description
10185-01	1	Arm, Drive, Moveable Knife
10399	1	Bracket, Needle Plate
10187-01	1	Knife, Adjustable
10186	1	Knife, Moveable
006549-03	2	O-Ring, .187 x .063
10184	1	Presser, Under Thread
001955-15	1	Ring, Retainer, External, SD .188, FD .145
<i>011196-06</i>	1	Screw, Flat Head Socket, M4 x 0.7 x 12mm
<i>010170-06</i>	1	Screw, M3 x 0.5 x 6mm Socket Head Cap, Zinc Plate
<i>10188</i>	2	Screw, Set, Cone Point, M3
11481	1	Shim

Please refer to the SPECIAL INSTRUCTIONS section in the Introduction of this manual for information regarding the meaning of the **Bold** and *Italicized*, part number, as well as the asterisk (*) and pound (#) signs found throughout this manual.

Trimmer Assembly

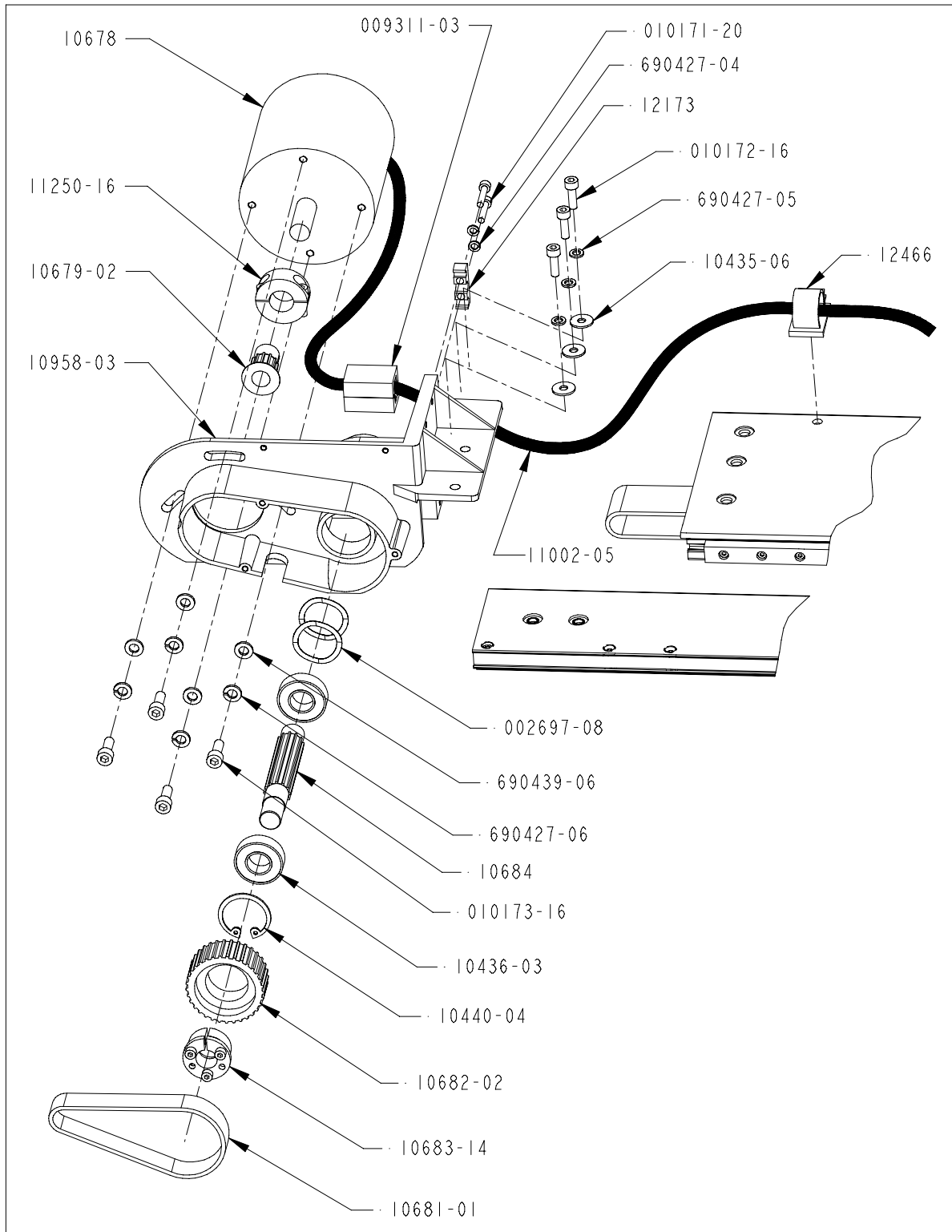


Trimmer Assembly

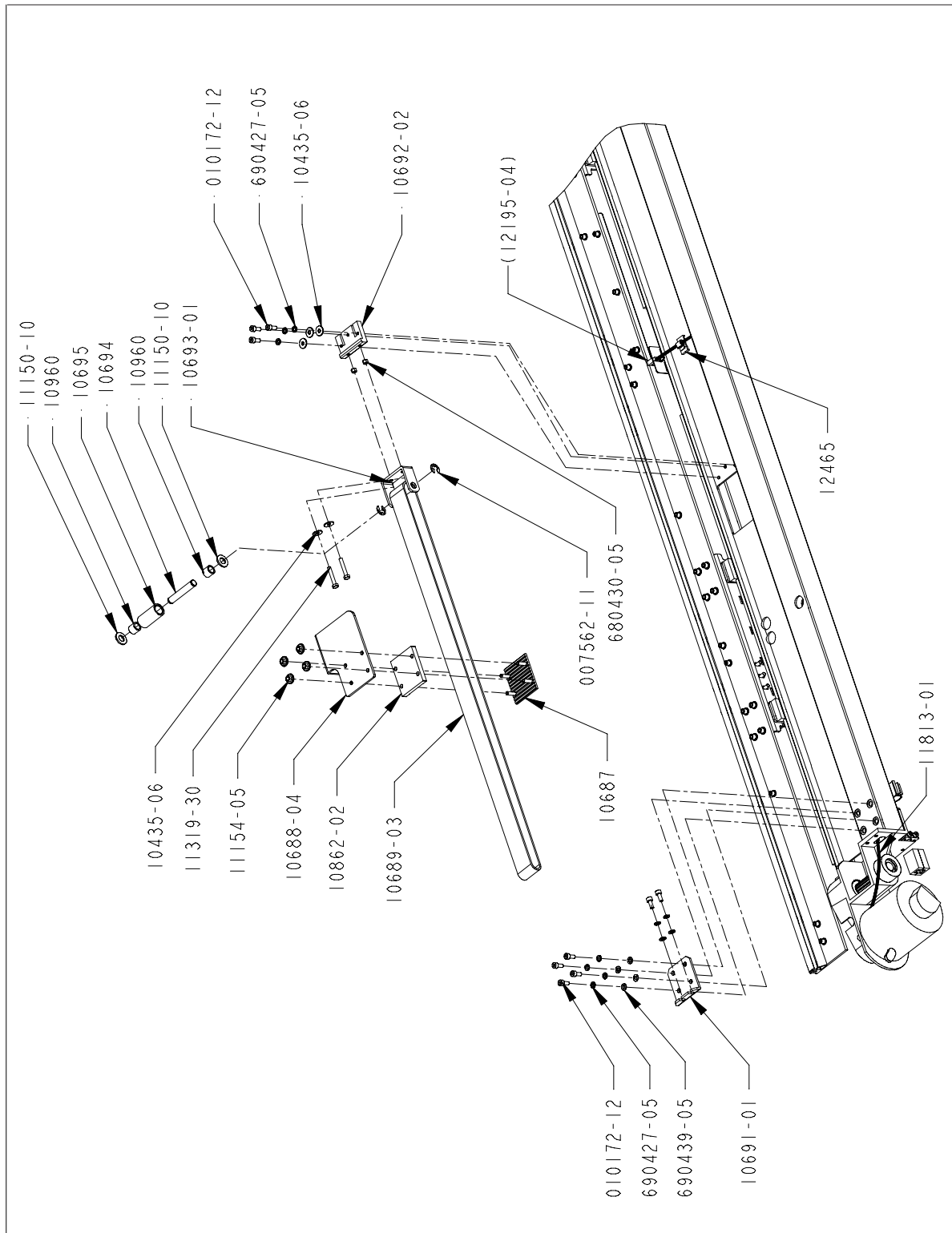
Part Number	Qty	Description
10391	1	Bearing, Flanged Housing, 15mm ID
12055-02	2	Bearing, Flanged, Self-Lubricated, 10mm ID, 16mm Long
11278-01	1	Bolt, Trimmer Drive
11914	1	Bracket, Cam, Trimmer
11286	1	Housing, Bolt, Trimmer
11923	1	Interrupter, Optical Switch, Trimmer
11924	1	Lever, Cam, Trimmer
680430-05	2	Nut, Hex, Metric, M5
680043-03	2	Nut, Hex, Nylock, #10
009561-05	1	Nut, Kep, M5
12219	1	Pin, Cotter, 4mm Dia. x 32mm Long
11920	1	Pin, Lever, Trimmer
11921	1	Pivot, Linkage, Trimmer
007562-10	3	Ring, Retainer, External, 10MM Shaft
011392-12	1	Screw, Flat Head Socket, M6 x 1.0 x 12mm, Zinc
010170-06	2	Screw, M3 x 0.5 x 6mm Socket Head Cap, Zinc Plate
010172-16	2	Screw, M5 x 0.8 x 16mm Socket Head Cap, Zinc Plate
010172-20	1	Screw, M5 x 0.8 x 20mm Socket Head Cap, Zinc Plate
010172-50	1	Screw, M5 x 0.8 x 50mm Socket Head Cap, Zinc Plate
010173-25	1	Screw, M6 x 25mm, Socket Head Cap, Zinc Plate
001927-06	2	Screw, Set, Skt, Flt Pt, M5 x .8 x 6MM
003234-01	1	Spring, Cam Follower
11980-02	1	Spring, Return, Trimmer Drive
12195-04	1	Switch, Optical, Assembly
690439-03	1	Washer, Flat, M3
690439-05	5	Washer, Flat, M5

Please refer to the SPECIAL INSTRUCTIONS section in the Introduction of this manual for information regarding the meaning of the **Bold** and *Italicized*, part number, as well as the asterisk (*) and pound (#) signs found throughout this manual.

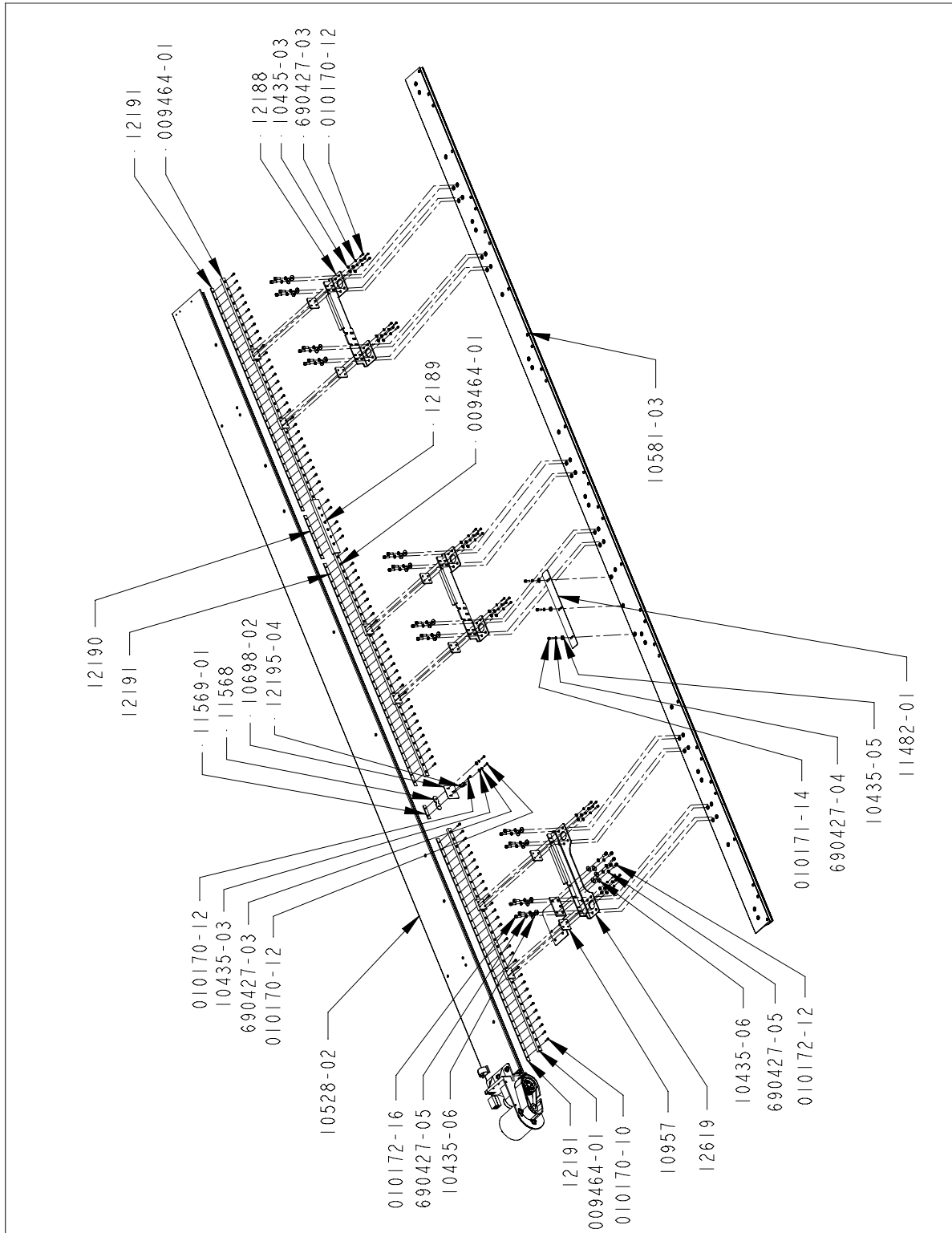
X-Beam Assembly (1 of 3)



X-Beam Assembly (2 of 3)



X-Beam Assembly (3 of 3)



X-Beam Assembly (1, 2, and 3 of 3)

Part Number	Qty	Description
10678	1	Motor, Servo, X-Drive
10684	1	Shaft, X-Drive, AT5, 12T
10687	1	Clamp, Top, X-Belt
10694	1	Shaft, Tensioner, X-Belt
10695	1	Roller, Tensioner, X-Belt
10957	6	Damper, Angle Brkt, X-Drive
10960	2	Bearing, Shell, Needle, 10MM
11568	1	Shim, Bracket, X-Home
12173	1	Clamp, Looming, Cable
12188	2	Bracket, Angle, X-Drive
12189	1	Hardstop, X-Drive, 12MM Rail
12190	1	Nutstrip, Hardstop, 12MM
12191	3	Nutstrip, Linear Rail, 12MM
12465	1	Tiewrap, Wire Routing, Snap Fit, 0.187 in. Diameter
12466	1	Tiewrap, Wire Routing, Snap Fit, 0.750 in. Diameter
12619	1	Angle, Drive, X-Drive
002697-08	2	Washer, Wave, 32MM
007562-11	2	Ring, Retainer, External, 11MM
009311-03	1	Ferrite, Split, .4 in. ID
009464-01	3	Bearing, Linear
010170-10	99	Screw, M3 x 0.5 x 10mm Socket Head Cap, Zinc Plate
010170-12	27	Screw, M3 x 0.5 x 12mm Socket Head Cap, Zinc Plate
010171-14	3	Screw, M4 x 0.7 x 14mm Socket Head Cap, Zinc Plate
010171-20	2	Screw, M4 x 0.7 x 20mm Socket Head Cap, Zinc Plate
010172-12	14	Screw, M4 x 0.8 x 12mm Socket Head Cap, Zinc Plate
010172-16	27	Screw, M5 x 0.8 x 16mm Socket Head Cap, Zinc Plate
010173-16	4	Screw, M6 x 16mm, Socket Head Cap, Zinc Plate
10435-03	26	Washer, Fender, 3.2 x 9 x .8mm
10435-05	3	Washer, Fender, 4.3 x 12 x 1mm
10435-06	37	Washer, Fender, 5.3 x 15 x 1.2mm
10436-03	2	Bearing, Radial, Shielded, 15 ID x 32 OD x 9W
10440-04	1	Ring, Retaining, Internal, 20.6 ID x 1.2
10528-02	1	Y-Beam, Machined
10581-03	1	X-Beam, Machined
10679-02	1	Pulley, AT5, 12T, X-Motor
10681-01	1	Belt, Continuous, AT5, 16mm, 56T

Please refer to the SPECIAL INSTRUCTIONS section in the Introduction of this manual for information regarding the meaning of the **Bold** and *Italicized*, part number, as well as the asterisk (*) and pound (#) signs found throughout this manual.

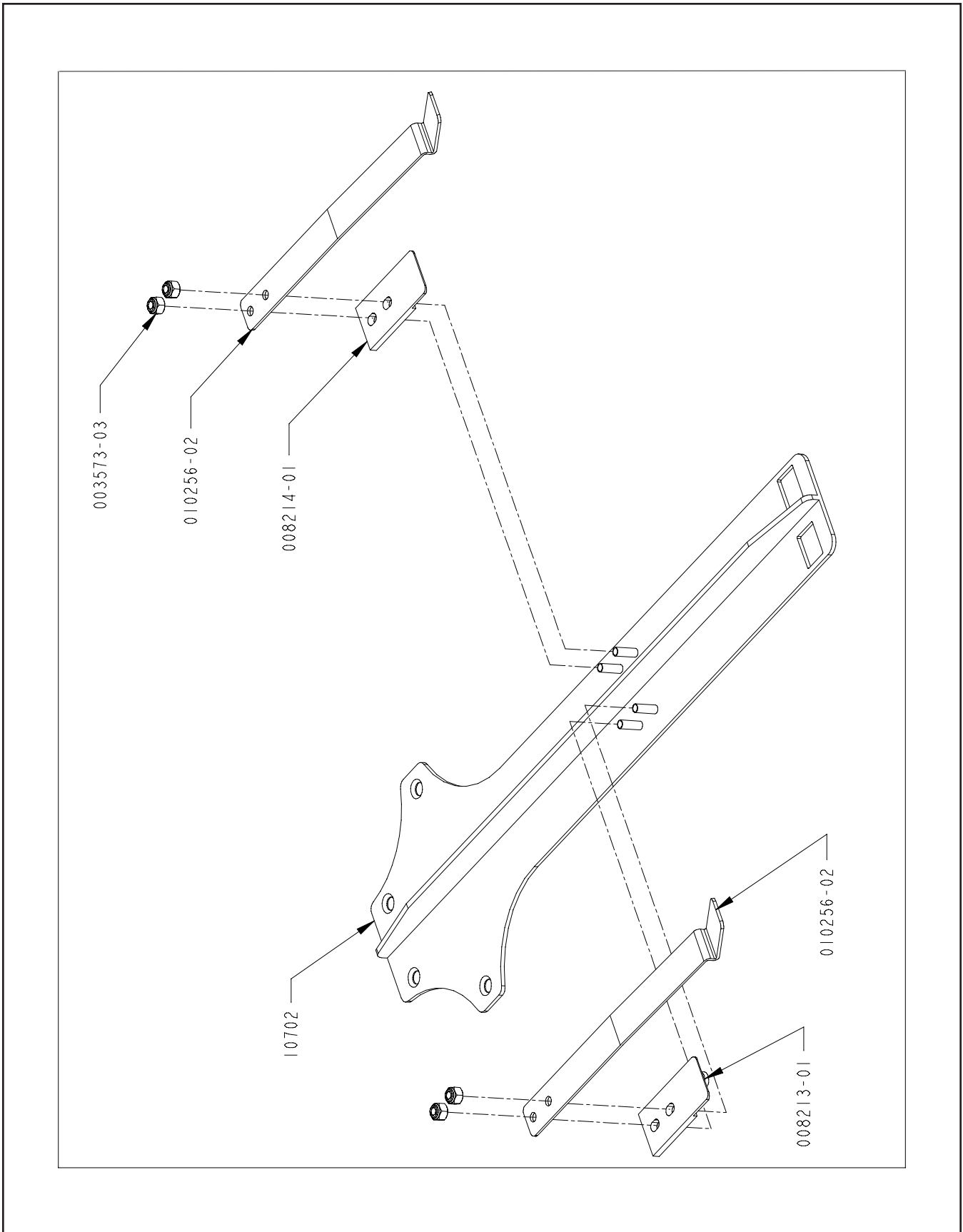
X-Beam Assembly (1, 2, and 3 of 3 continued)

Part Number	Qty	Description
10682-02	1	Pulley, AT5, 33T, X-Drive
10683-14	1	Connector, Shaft/Hub, Locking, Keyless, 14mm Shaft
<i>10688-04</i>	1	Clamp, Baseplate, X-Belt
<i>10689-03</i>	1	Belt, Open, AT5, 32MM Wide, 270 Tooth
<i>10691-01</i>	1	Plate, Mounting, Bottom, Housing, X-Motor
<i>10692-02</i>	1	Bracket, Anchor, X-Drive
<i>10693-01</i>	1	Housing, Tensioner, X-Belt
<i>10698-02</i>	1	Bracket, X-Home
<i>10862-02</i>	1	Clamp, Bottom, X-Belt
<i>10958-03</i>	1	Housing, X-Motor, Machining
<i>11002-06</i>	1	Harness, X-Flex (9852)
<i>11150-10</i>	2	Washer, Flat, Polyamide, 10.5 ID x 20.0 OD x 2.0 Thk
<i>11154-05</i>	4	Nut ,Lock, Hex, M5
11250-16	1	Collar, Pulley, 2-Piece, 16.0 ID x 34.0 OD x 13.0 W
<i>11319-30</i>	2	Screw, M5 x .8 x 30MM, Hex Head Cap, Zinc Plate
<i>11482-01</i>	1	Flag, X-Home
<i>11569-01</i>	1	Nutstrip, Bracket, X-Home, 12MM Rail
<i>11813-01</i>	1	Harness, X-Home (9852)
<i>12195-04</i>	1	Assy, 6.0 in. Optical Switch (9852)
<i>680430-05</i>	2	Nut, Hex, Metric, M5
<i>690427-03</i>	26	Washer, Lock, Split, M3
<i>690427-04</i>	5	Washer, Lock, Split, M4
<i>690427-05</i>	41	Washer, Lock, Split, M5
<i>690427-06</i>	4	Washer, Lock, Split, M6
<i>690439-05</i>	6	Washer, Flat, M5
<i>690439-06</i>	4	Washer, Flat, M6

Please refer to the SPECIAL INSTRUCTIONS section in the Introduction of this manual for information regarding the meaning of the **Bold** and *Italicized*, part number, as well as the asterisk (*) and pound (#) signs found throughout this manual.

This page intentionally left blank

Tubular Arm Assembly

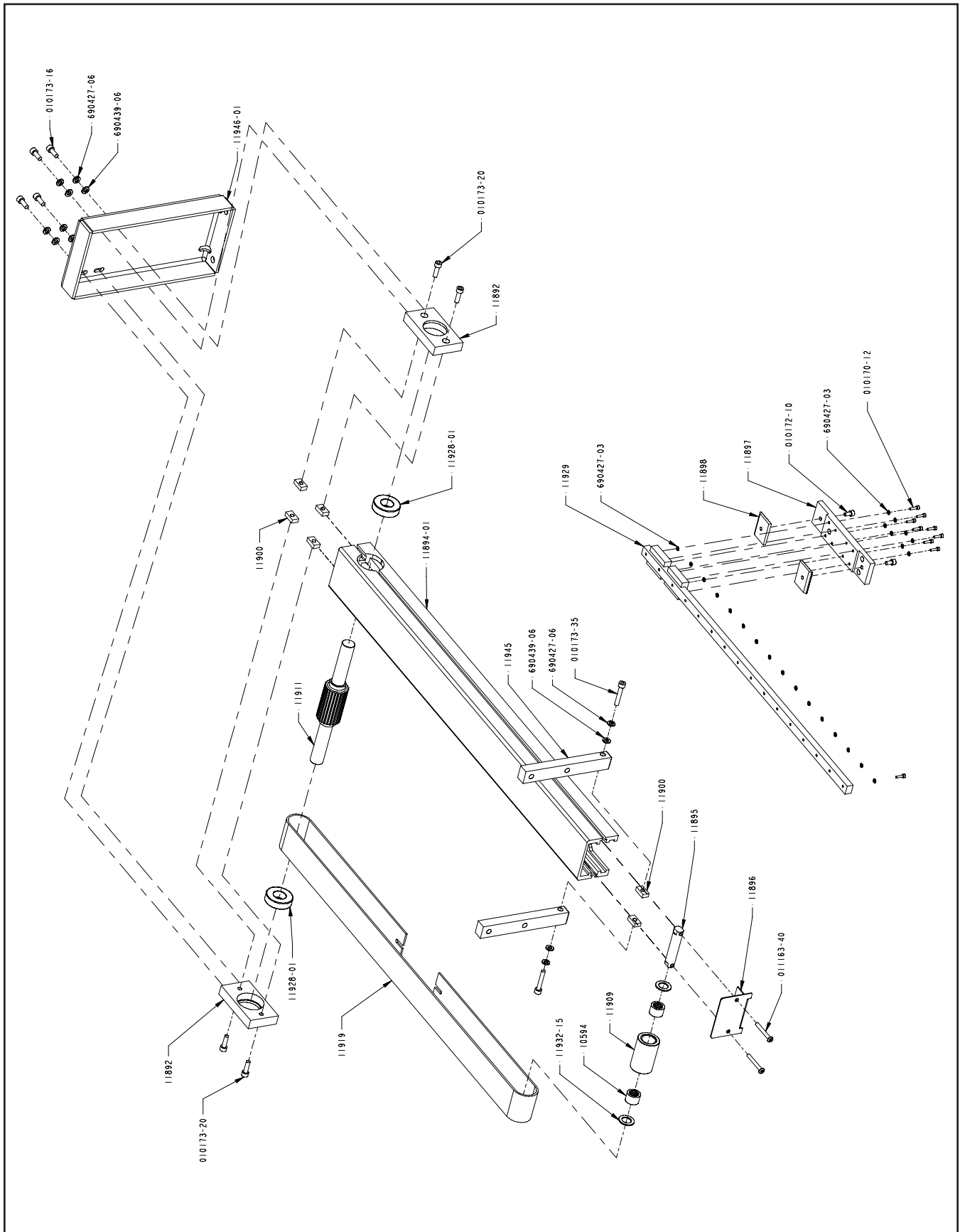


Tubular Arm Assembly

Part Number	Qty	Description
10702	1	Hooparm
003573-03	4	Nut, Nylock, M3 x 0.5
008213-01	1	Locator, Right
008214-01	1	Locator, Lef
010256-02	2	Clip, Spring, Tubular

Please refer to the SPECIAL INSTRUCTIONS section in the Introduction of this manual for information regarding the meaning of the **Bold** and *Italicized*, part number, as well as the asterisk (*) and pound (#) signs found throughout this manual.

Y-Drive Assembly



Y-Drive Assembly

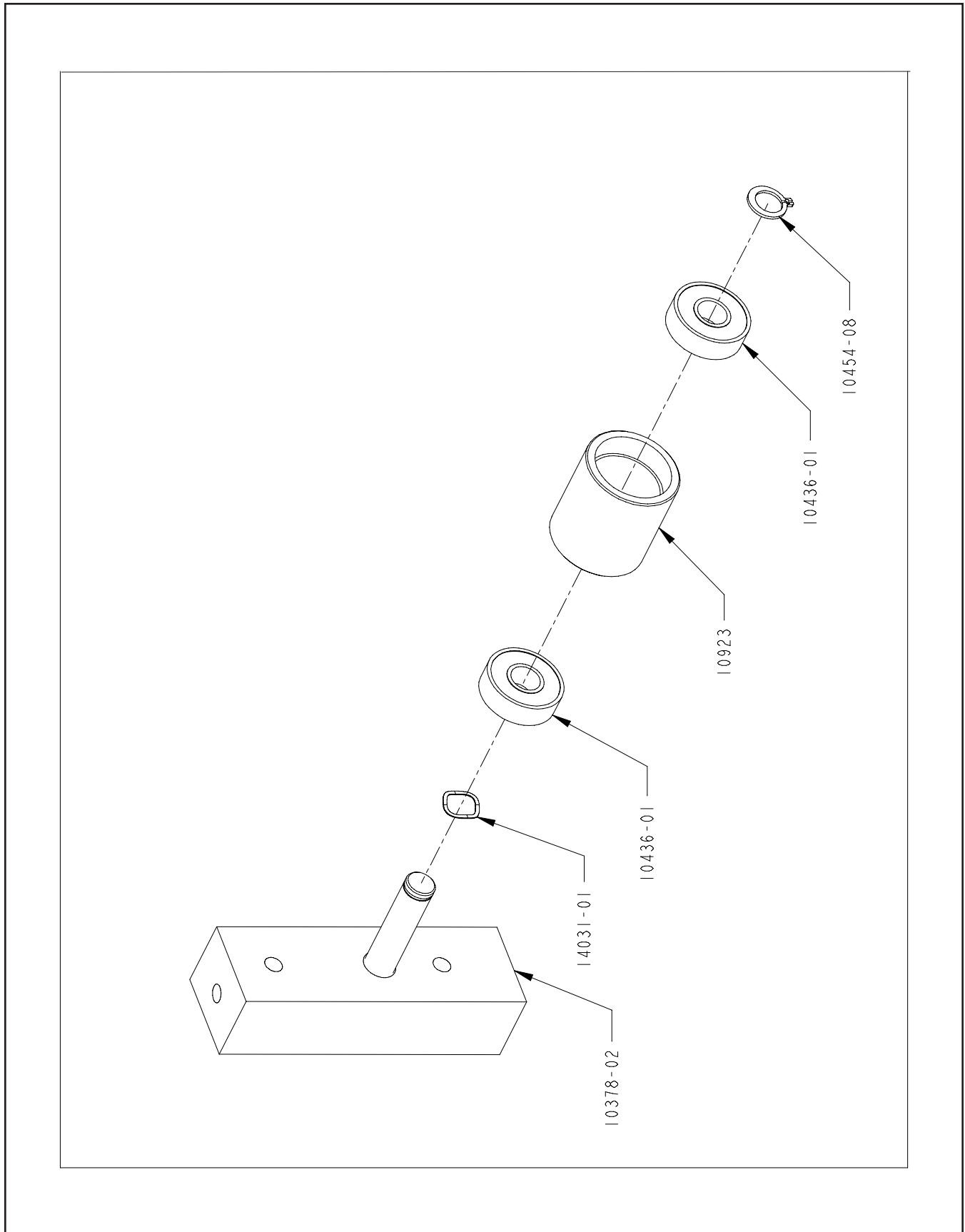
Part Number	Qty	Description
11933		Assembly, Y-Drive
11892 *	2	Bearing Block, Y-Drive
11928-01 *	2	Bearing, Ball, Y-Channel
11929 *	1	Bearing, Linear, Y-Channel
10594 *	2	Bearing, Sealed, Needle, 15x21mm
11919 *	1	Belt, AT5, B=50
11946-01 *	1	Bracket, Y-Channel
11898 *	2	Clamp, Y-Drive
11896 *	1	Cover, End, Cap, Y-Channel
11894-01 *	1	Extrusion, Y-Drive
11945 *	2	Mounting Block, Y-Channel
11897 *	1	Mounting Plate, Y-Channel
11900 *	6	Nutplate, Bearing Block
11909 *	1	Roller, Y-Belt Tensioner
<i>010170-12 #</i>	9	Screw, M3 x 0.5 x 12mm Socket Head Cap, Zinc Plate
<i>011163-40 #</i>	2	Screw, M4 x .7 x 40MM, Button Head Cap, Zinc Plate
<i>010172-10 #</i>	2	Screw, M5 x 0.8 x 10mm Socket Head Cap, Zinc Plate
<i>010173-16 #</i>	4	Screw, M6 x 16mm, Socket Head Cap, Zinc Plate
<i>010173-20 #</i>	4	Screw, M6 x 20mm, Socket Head Cap, Zinc Plate
<i>010173-35 #</i>	2	Screw, M6 x 35mm, Socket Head Cap, Zinc Plate
11911 *	1	Shaft, Pulley, Y-Belt Drive
11895 *	1	Shaft, Tensioner, Y-Channel
11932-15 *	2	Thrust Washer, Y-Channel
690439-06 #	6	Washer, Flat, M6
690427-03 #	24	Washer, Lock, Split, M3
690427-06 #	6	Washer, Lock, Split, M6

* Item available ONLY as part of the Y-Drive Assembly, part number 11933

Item also included as part of the Y-Drive Assembly, part number 11933

Please refer to the SPECIAL INSTRUCTIONS section in the Introduction of this manual for information regarding the meaning of the **Bold** and *Italicized*, part number, as well as the asterisk (*) and pound (#) signs found throughout this manual.

Lower Z-Shaft Belt Tensioner Assembly



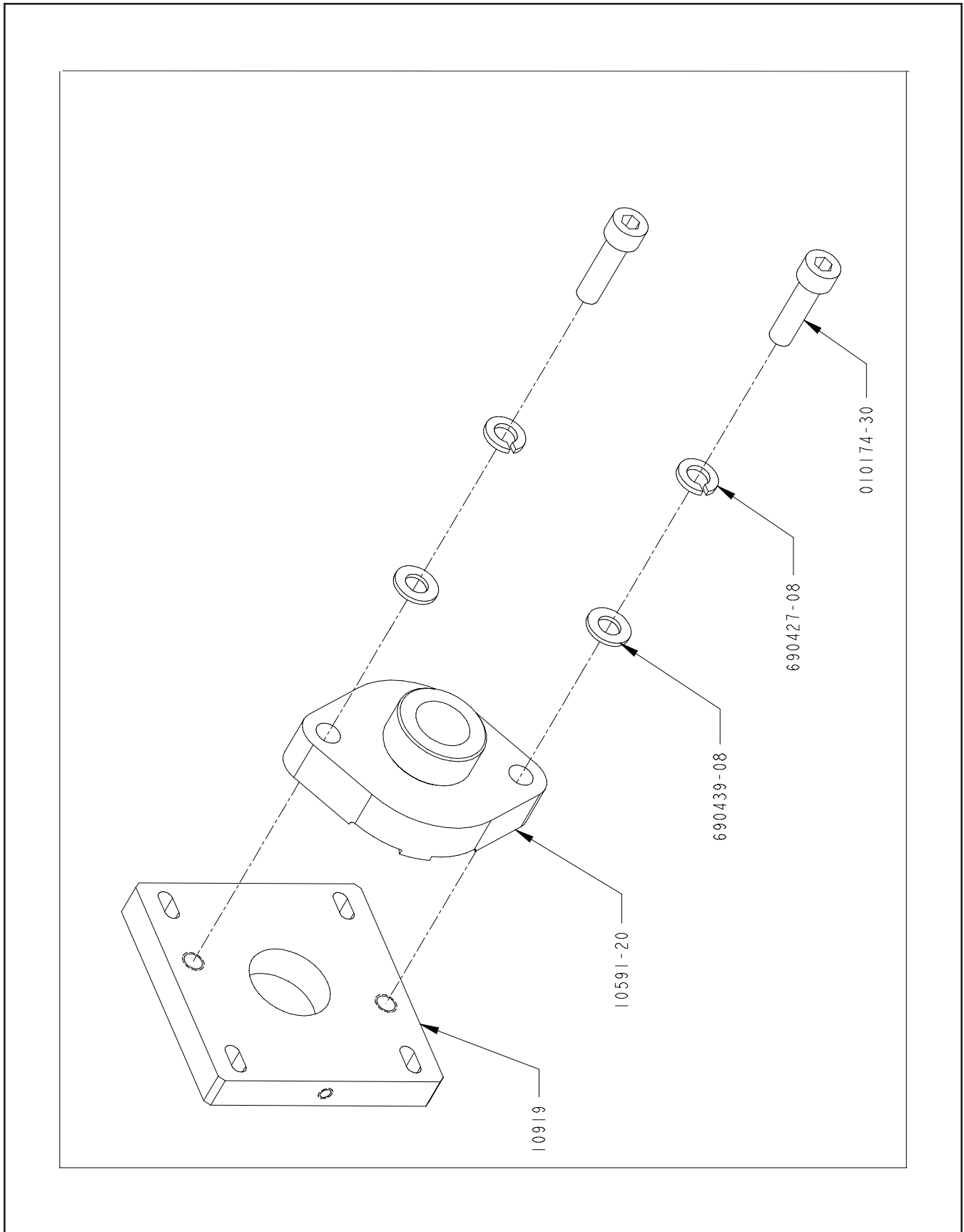
Lower Z-Shaft Belt Tensioner Assembly

Part Number	Qty	Description
<i>10374-01</i>		Assembly, Lower Z-Shaft Belt Tensioner
10378-02 *	1	Base, Tensioner, Assembly
10436-01 *	2	Bearing, Radial, Shielded, 10 ID x 26 OD x 8W
10454-08 *	1	Ring, Retaining, External, 10MM Shaft x 1 Thk
10923 *	1	Roller, Idler, Tensioner, Z-Drive
14031-01 *	1	Washer, Wave, .50 Bore Dia

* Item available ONLY as part of the Lower Z-Shaft Belt Tensioner Assembly, part number 10374-01

Please refer to the SPECIAL INSTRUCTIONS section in the Introduction of this manual for information regarding the meaning of the **Bold** and *Italicized*, part number, as well as the asterisk (*) and pound (#) signs found throughout this manual.

Upper Z-Shaft Bearing Assembly

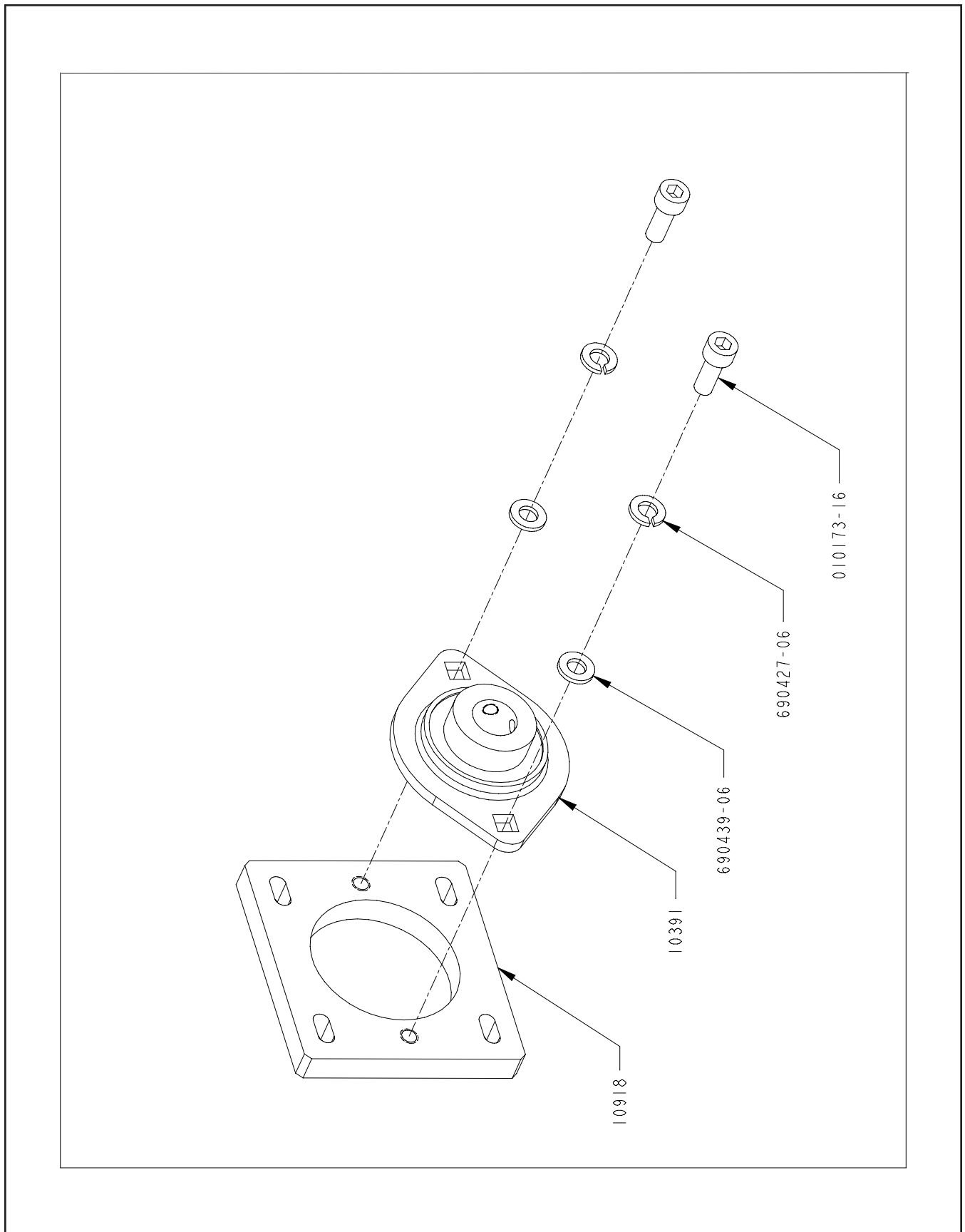


Upper Z-Shaft Bearing Assembly

Part Number	Qty	Description
<i>10591-20</i>	1	Bearing, Unit, Housing, 20mm dia
<i>10919</i>	1	Plate, Mounting, Bearing, Z-Shaft, Upper
<i>010174-30</i>	2	Screw, M8 x 30mm, Socket Head Cap, Zinc Plate
<i>690439-08</i>	2	Washer, Flat, M8
<i>690427-08</i>	2	Washer, Lock, Split, M8

Please refer to the SPECIAL INSTRUCTIONS section in the Introduction of this manual for information regarding the meaning of the **Bold** and *Italicized*, part number, as well as the asterisk (*) and pound (#) signs found throughout this manual.

Lower Z-Shaft Bearing Assembly

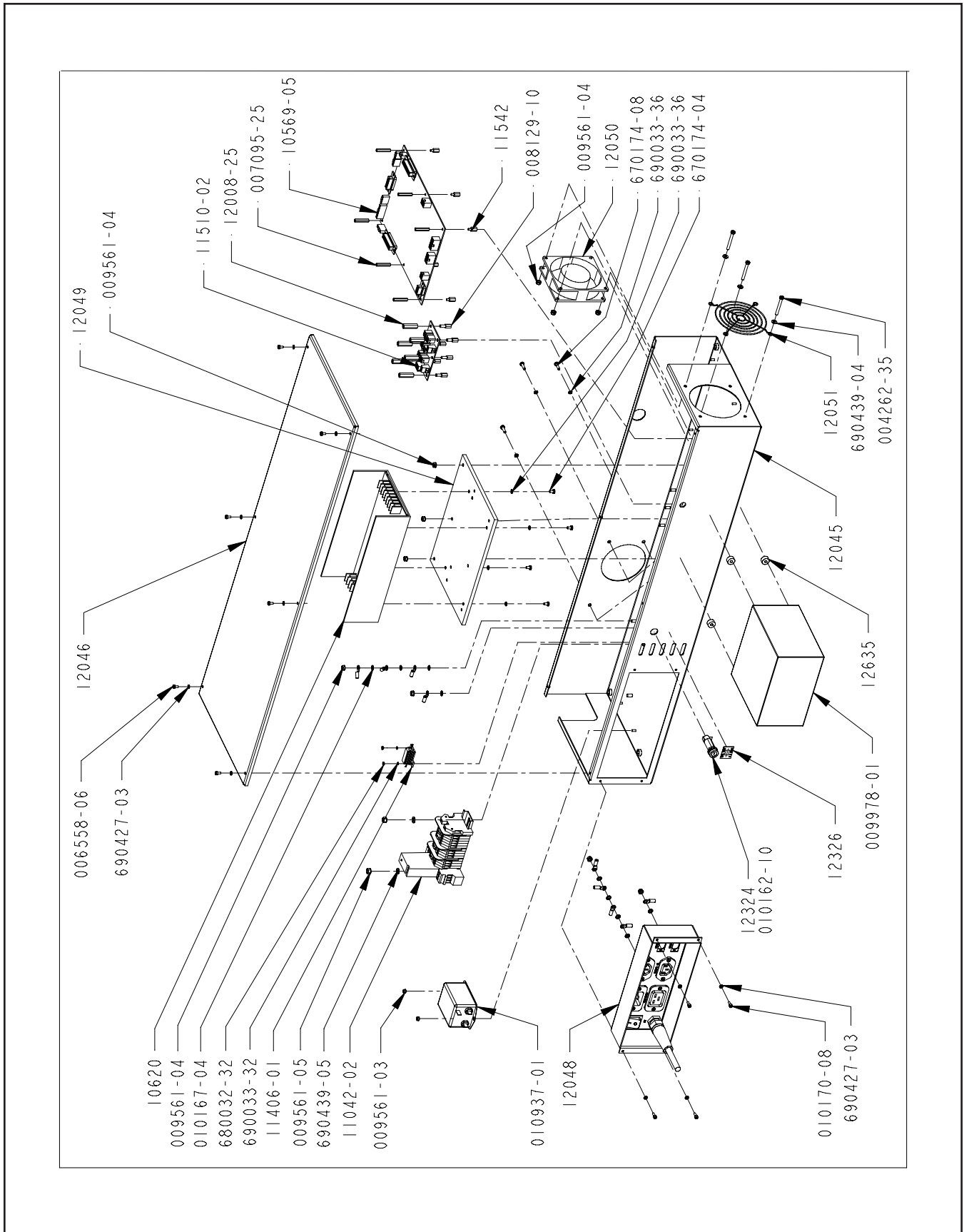


Lower Z-Shaft Bearing Assembly

Part Number	Qty	Description
<i>10391</i>	1	Bearing, Flanged Housing, 15mm ID
<i>10918</i>	1	Plate, Mounting, Bearing, Z-Shaft, Lower
<i>010173-16</i>	2	Screw, M6 x 16mm, Socket Head Cap, Zinc Plate
<i>690439-06</i>	2	Washer, Flat, M6
<i>690427-06</i>	2	Washer, Lock, Split, M6

Please refer to the SPECIAL INSTRUCTIONS section in the Introduction of this manual for information regarding the meaning of the **Bold** and *Italicized*, part number, as well as the asterisk (*) and pound (#) signs found throughout this manual.

Junction Box Assembly



Junction Box Assembly

Part Number	Qty	Description
10620	1	Power Supply, 360W, 36V, 10A, 90-130/180-360VAC In
<i>11542</i>	6	Standoff, M3 x 0.5
<i>12045</i>	1	Base, Enclosure, Junction Box
<i>12046</i>	1	Cover, Enclosure, Junction Box
12048	1	Insert, Power, Junction Box
<i>12049</i>	1	Plate, Adapter, 36VDC P/S
12050	1	Fan, 230V/60Hz, 35CFM, 3.62 x 1.0
12051	1	Finger Guard, 3.62 Fan
12324	1	Fuseholder, 5 x 20MM, 0.187 x 0.250 OD x .26 Lg
<i>12326</i>	1	Label, 10AT, 250V, 5 x 20MM
<i>12635</i>	3	Spacer, .171 x .50 OD x .26 Lg
<i>004262-35</i>	3	Screw, Pan Head Phillips, M4 x 35mm LG
<i>006558-06</i>	6	Screw, Pan Head Phillips, M3 x 6mm LG
<i>007095-25</i>	6	Standoff, F/F, M3 x 0.7 x 25mm
<i>009561-03</i>	2	Nut, Kep, M3
<i>009561-04</i>	10	Nut, Kep, M4
<i>009561-05</i>	2	Nut, Kep, M5
<i>010084-01</i>	1	Screw, Jackscrew Kit, D-Sub
010162-10	1	Fuse, 5 x 20, 10A, TD, High Int
<i>010167-04</i>	9	Washer, External Tooth Star, M4
<i>010170-08</i>	4	Screw, M3 x 0.5 x 8mm Socket Head Cap, Zinc Plate
010937-01	1	Filter, Line, 10A
10569-05	1	PCB Assy, Benode (9849), Can Bus
<i>10770-01</i>	1	Harness, 36VDC, Power (9852)
<i>10994-05</i>	1	Harness, Power Filtered (9852)
<i>10999-04</i>	1	Harness, AC Light Power
<i>11018-05</i>	1	Harness, Bulkhead/Bednode (9852)
<i>11031-05</i>	1	Harness, Bulk/Motor Control (9852)
11042-02	1	Terminal Block, Junction Box Assy
<i>11074-05</i>	1	Harness, Bednode/36V (9852)
<i>11384-01</i>	1	Harness, Power EStop (9852)
11406-01	1	Assembly, Load Resistor, Headlights (9852)
11510-02	1	PCB Assy, +36V Power (9849), Can Bus
<i>11556-03</i>	1	Harness, UPS Signal (9852)
<i>008129-10</i>	6	Standoff, Hex, M/F, M4 x 0.7
<i>12008-25</i>	6	Standoff, F/F, M4 x 0.7 x 25mm

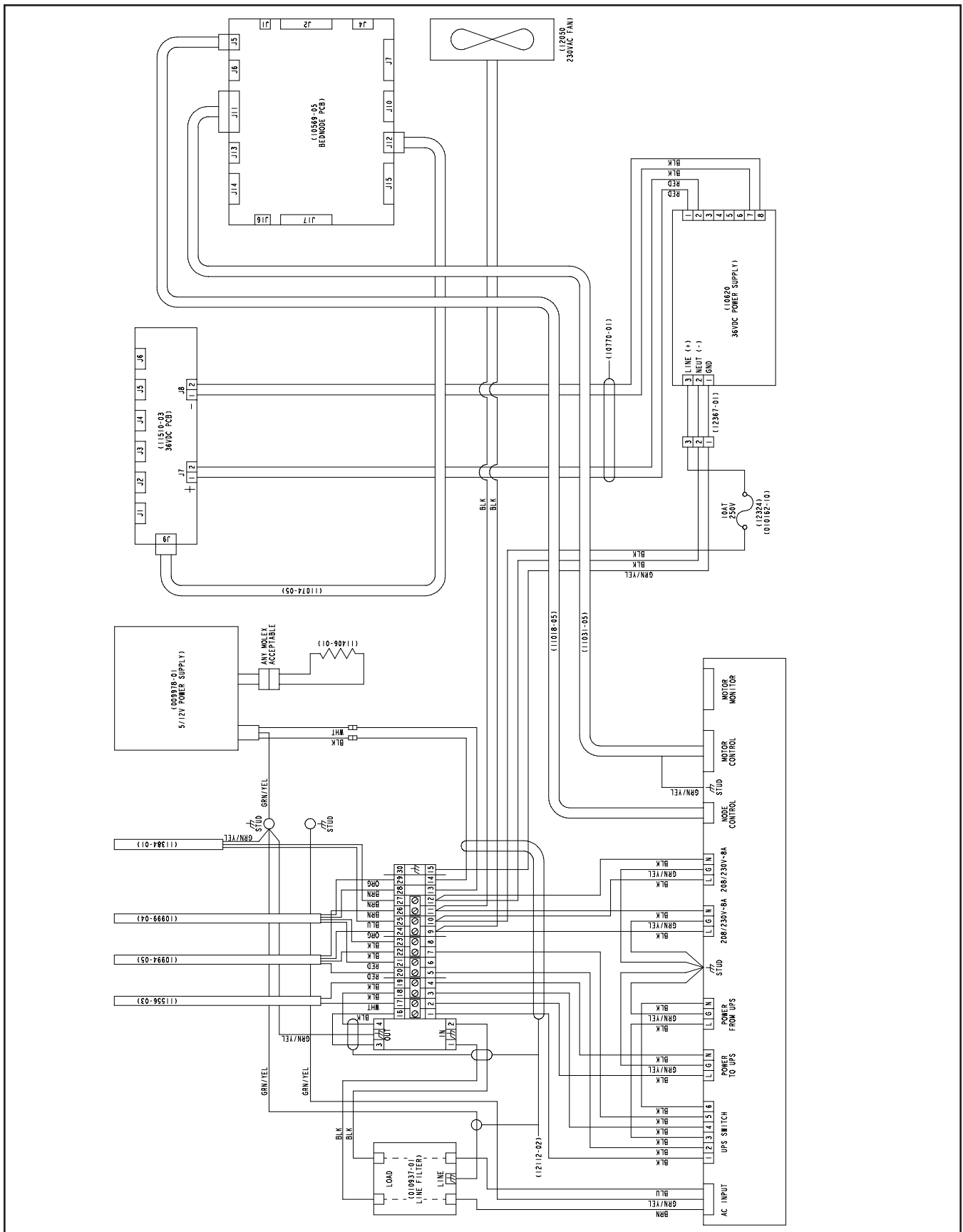
Please refer to the SPECIAL INSTRUCTIONS section in the Introduction of this manual for information regarding the meaning of the **Bold** and *Italicized*, part number, as well as the asterisk (*) and pound (#) signs found throughout this manual.

Junction Box Assembly (continued)

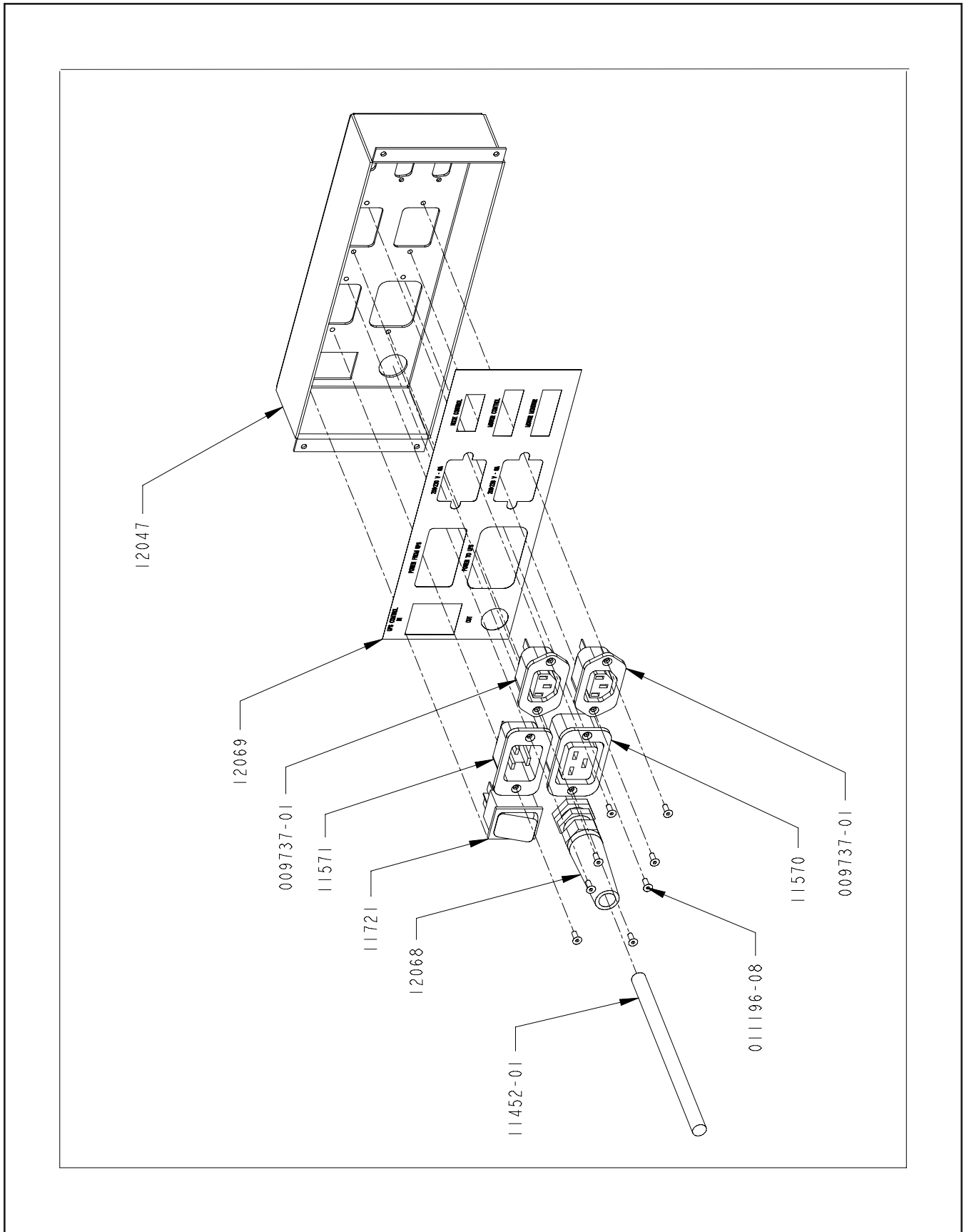
Part Number	Qty	Description
<i>12112-02</i>	1	Harness, AC, Junction Box (9852)
<i>12367-01</i>	1	Harness, AC Power Pigtail (9852)
009978-01	1	Power Supply, 5/12VDC
<i>670174-04</i>	4	Screw, Pan Head Phillips, 6-32UNC x 1/4 LG
<i>670174-08</i>	3	Screw, Pan Head Phillips, 6-32UNC x 1/2 LG
<i>680032-32</i>	2	Nut, Hex, #2-56UNC
<i>690033-32</i>	2	Washer, Lock, Split, #2, Zinc Plate
<i>690033-36</i>	7	Washer, Lock, Split, #6, Zinc Plate
<i>690427-03</i>	10	Washer, Lock, Split, M3
<i>690439-04</i>	3	Washer, Flat, M4
<i>690439-05</i>	2	Washer, Flat, M5

Please refer to the SPECIAL INSTRUCTIONS section in the Introduction of this manual for information regarding the meaning of the **Bold** and *Italicized*, part number, as well as the asterisk (*) and pound (#) signs found throughout this manual.

Junction Box Wiring Diagram



Power Insert Assembly



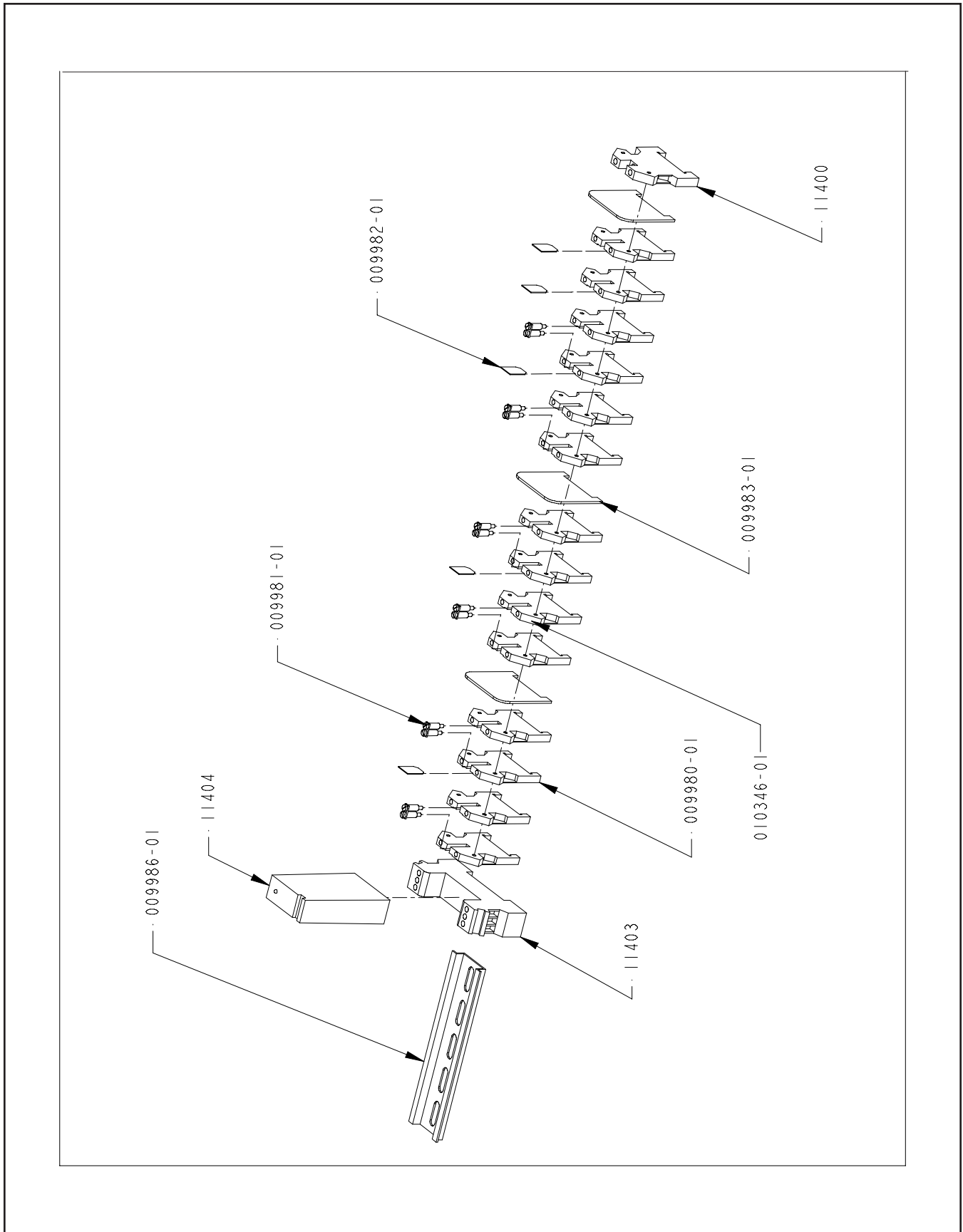
Power Insert Assembly

Part Number	Qty	Description
<i>12048</i>		Assembly, Power Insert
11571 *	1	Conn, Power Inlet IEC320, 16amp
11570 *	1	Conn., power outlet IEC320, 16amp
009737-01 *	2	Connector, Pwr Outlet, IEC 320
11452-01 *	1	Harness, Machine Power Input (9852)
12047 *	1	Insert, Power, Junction Box
12069 *	1	Label, ID, Junction Box
011196-08 *	8	Screw, Flat Head Socket, M4 x 0.7 x 12mm
12068 *	1	Strain Relief
11721 *	1	Switch, Rocker, Headlights

* Item available ONLY as part of the Power Insert Assembly, part number 12048

Please refer to the SPECIAL INSTRUCTIONS section in the Introduction of this manual for information regarding the meaning of the **Bold** and *Italicized*, part number, as well as the asterisk (*) and pound (#) signs found throughout this manual.

Terminal Block Assembly



Terminal Block Assembly

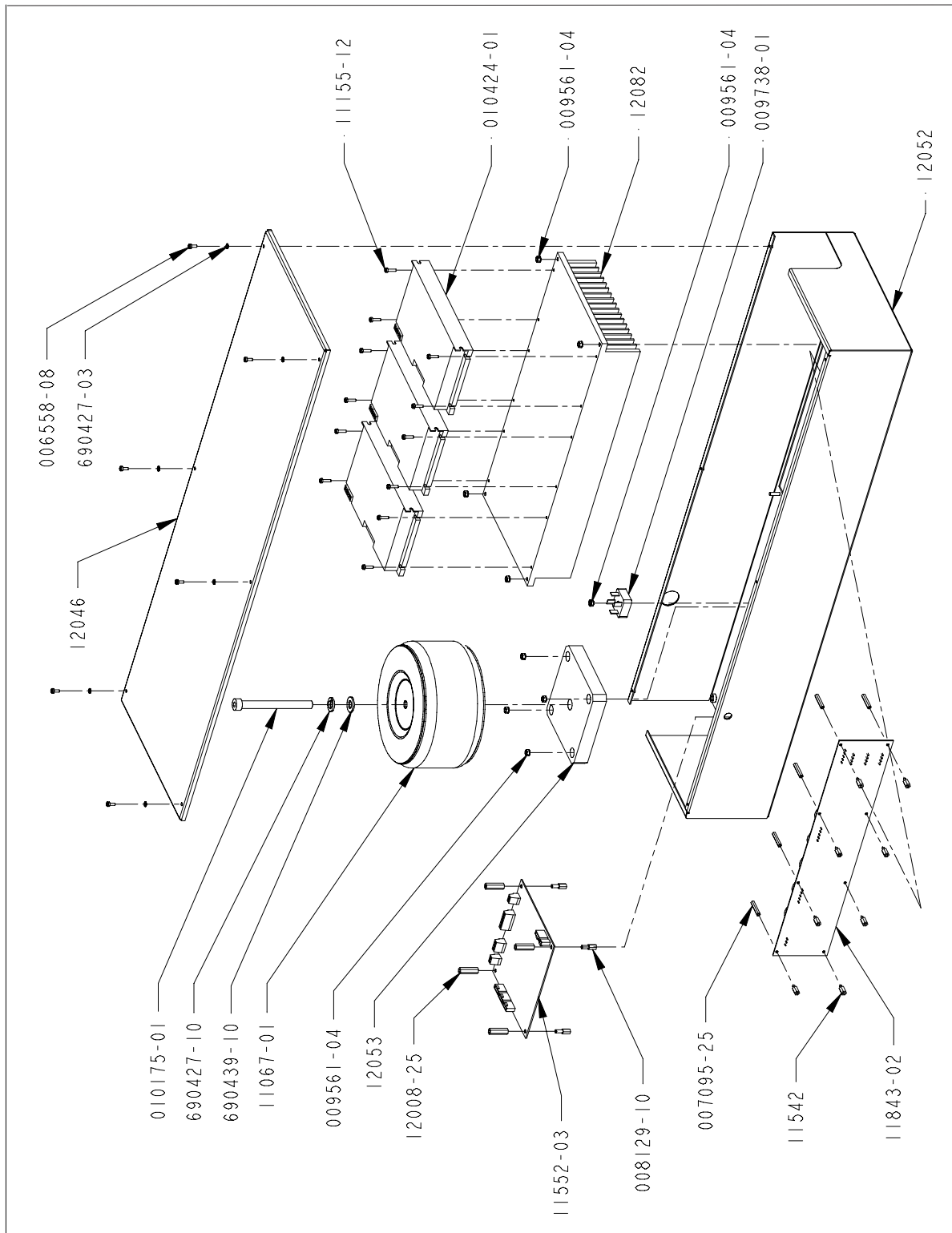
Part Number	Qty	Description
<i>11042-02</i>		Assembly, Terminal Block
11400 *	1	Terminal Block, Din Rail, Ground Block
11403 *	1	Base, Din Rail, Contact
11404 #	1	Surge Suppressor, Din Rail, Contact
009980-01 *	14	Feed Through, Term Blk, 2.5mm
009981-01 *	6	Jumper, Internal, 2 pos., 2.5mm, Term Blk
009982-01 *	5	Separator, Term Blk
009983-01 *	3	Isolation Partition, Term Blk
009986-01 *	1	Din Rail, 35mm, Term Blk
010346-01 *	1	Label, Blank, Terminal Block

* Item available ONLY as part of the Terminal Block Assembly, part number 11042-02

Item also included as part of the Terminal Block Assembly, part number 11042-02

Please refer to the SPECIAL INSTRUCTIONS section in the Introduction of this manual for information regarding the meaning of the **Bold** and *Italicized*, part number, as well as the asterisk (*) and pound (#) signs found throughout this manual.

Power Distribution Assembly

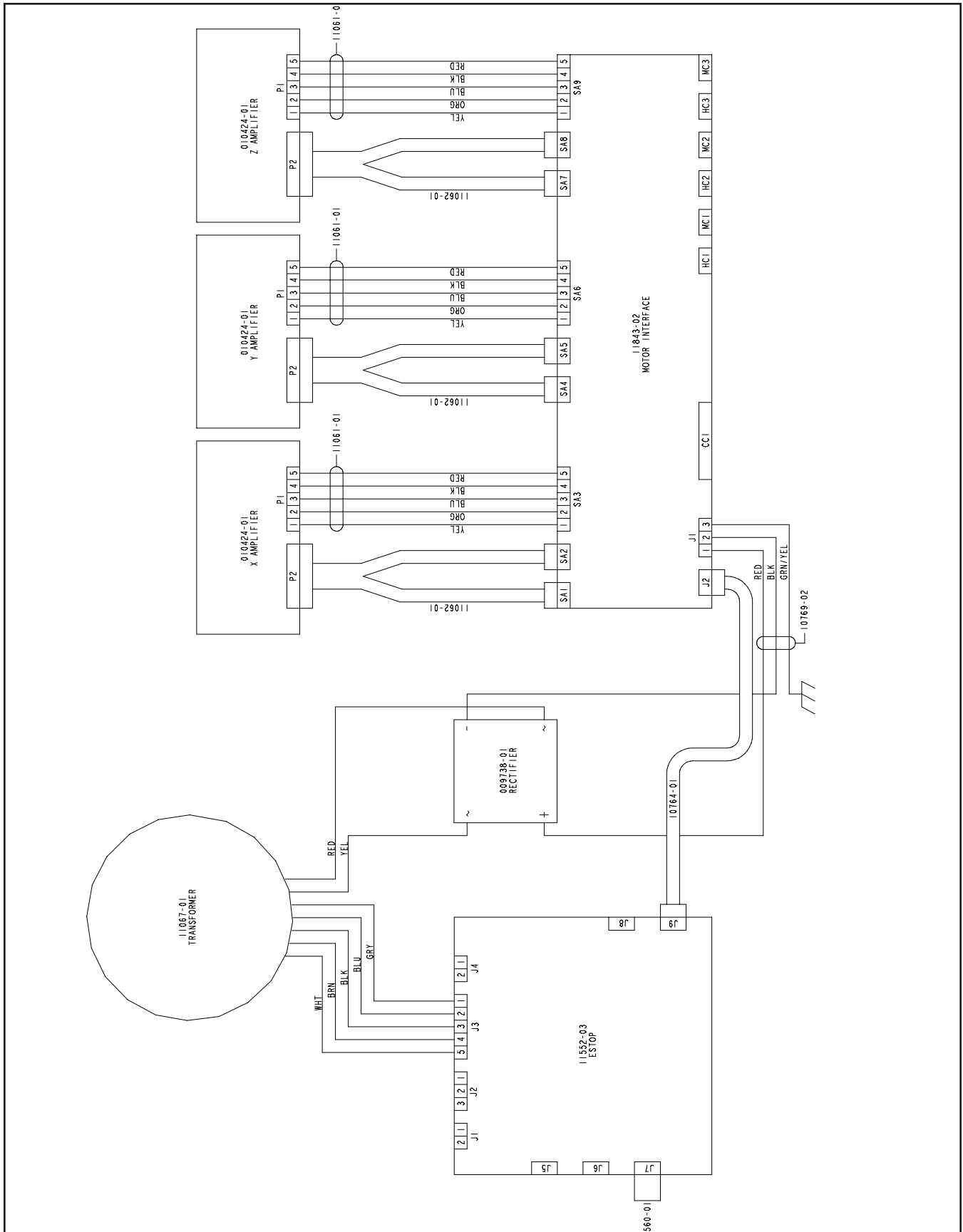


Power Distribution Assembly

Part Number	Qty	Description
11542	8	Standoff, M3 x 0.5
12046	1	Cover, Enclosure, Junction Box
12052	1	Base, Enclosure, Power Dist.
12053	1	Plate, Transformer, Pwr Dist.
12082	1	Heat Sink, Power Dist.
006558-08	6	Screw, Pan Head Phillips, M3 x 8mm LG
007095-25	8	Standoff, F/F, M3 x 0.7 x 25mm
009561-04	9	Nut, Kep, M4
009738-01	1	Diode, Bridge, 35Amp, 400V
010175-01	1	Screw, M8 x 100mm, Socket Head Cap, Zinc Plate
010424-01	3	Amplifier, Servo, Assy
10764-01	1	Harness, Amp Inhibit (9852)
10769-02	1	Harness, 160VDC Power (9852)
11061-01	1	Harness, Amplifier Power (9852)
11062-01	1	Harness, Amplifier Command (9852)
11067-01	1	Transformer, 110VAC, 1200VA, Assembly
11155-12	12	Screw, Pan Head, Thread Forming, M3 x 12mm
11552-03	1	PCB Assy, EStop (9849)
11560-01	1	Harness, EStop Termination (9852)
11843-02	1	PCB, Motor Interface, Assembly
008129-10	4	Standoff, Hex, M/F, M4 x 0.7
12008-25	4	Standoff, F/F, M4 x 0.7 x 25mm
690427-03	6	Washer, Lock, Split, M3
690427-10	1	Washer, Lock, Split, M10
690439-10	1	Washer, Flat, M10

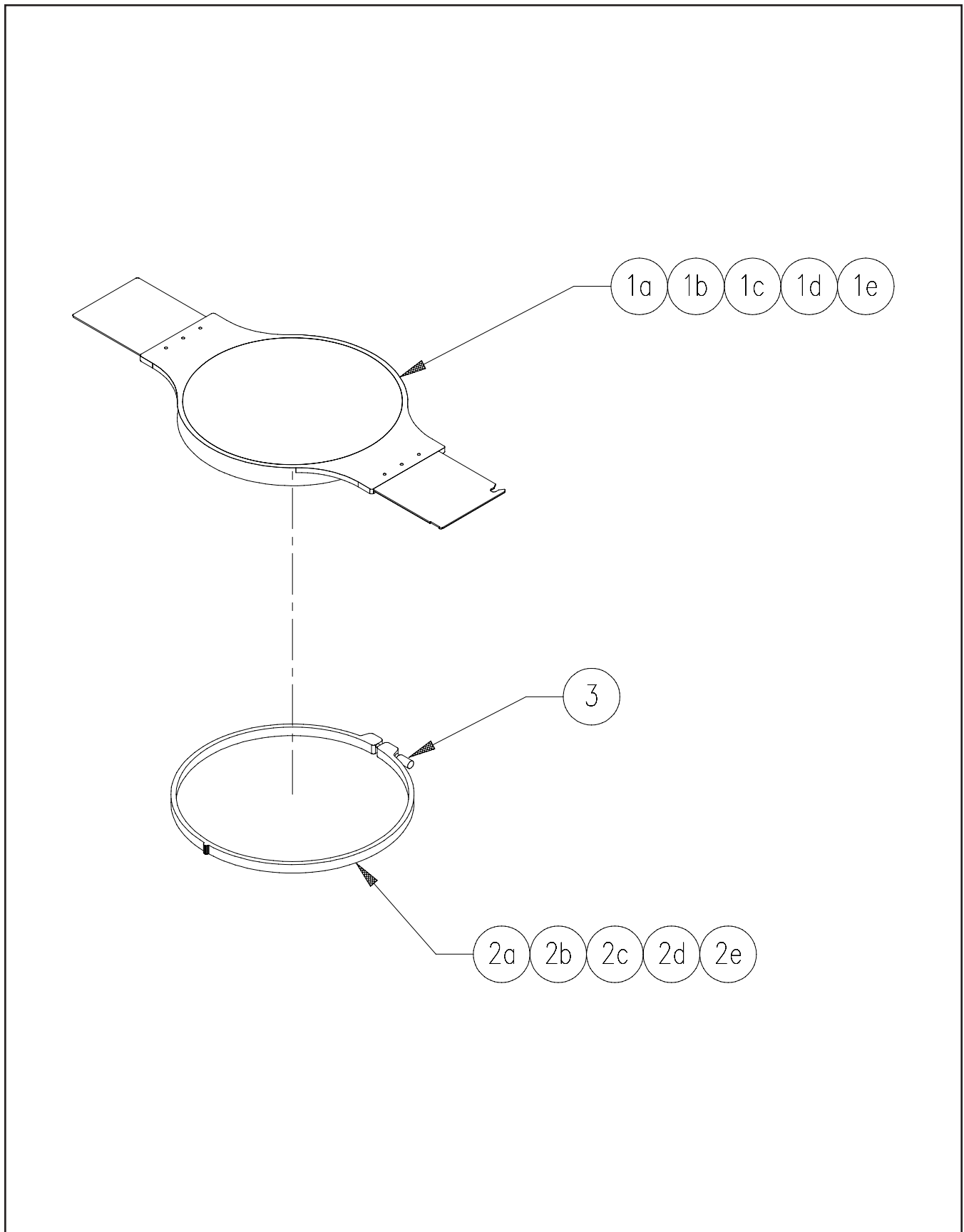
Please refer to the SPECIAL INSTRUCTIONS section in the Introduction of this manual for information regarding the meaning of the **Bold** and *Italicized*, part number, as well as the asterisk (*) and pound (#) signs found throughout this manual.

Power Distribution Wiring Diagram



This page intentionally left blank

Tubular Hoops (1 of 2)



Tubular Hoops (1 of 2)

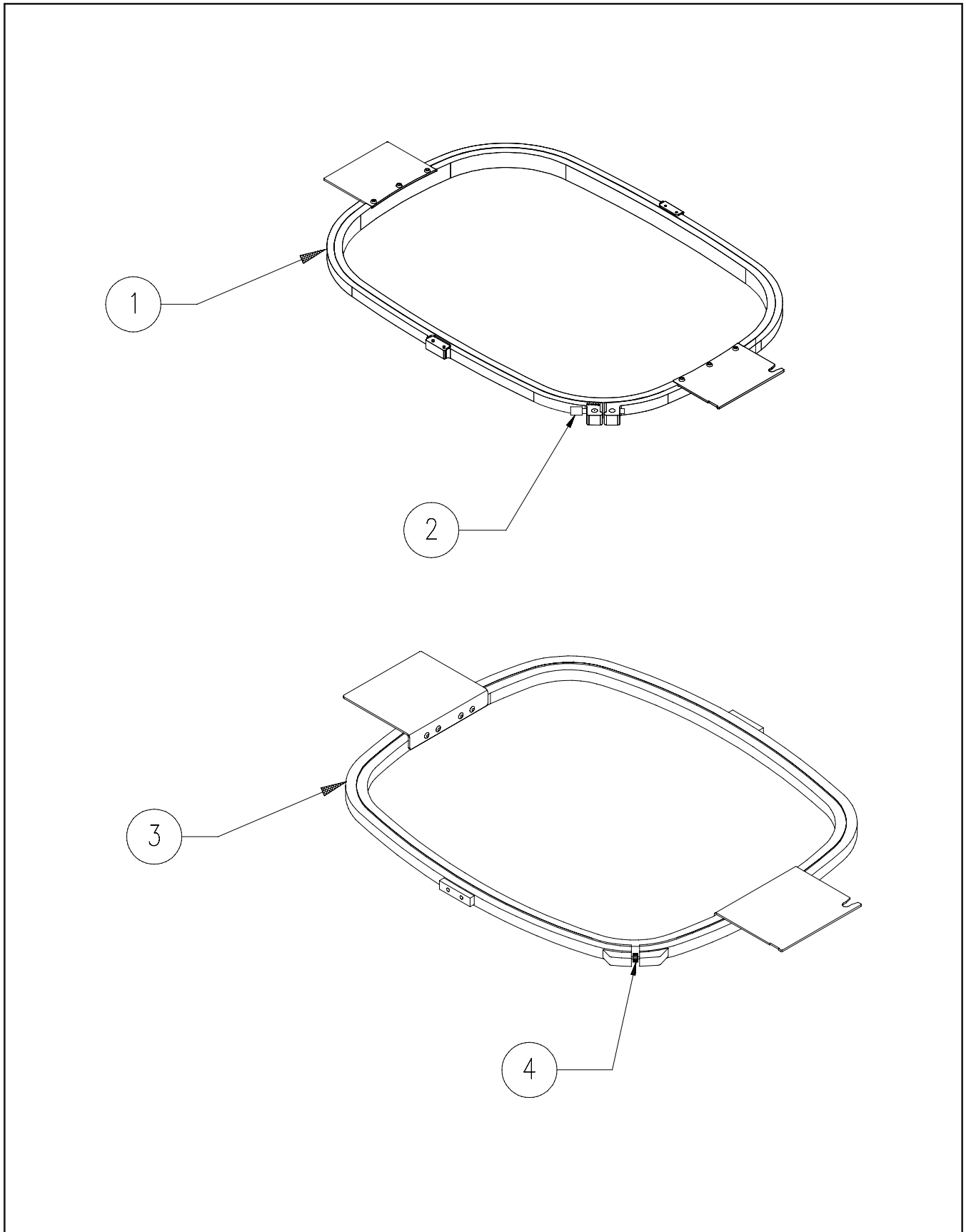
Item Number	Part Number	Description
1a	11996	Hoop, Tubular, 9cm, w/Interface Brackets
1b	11947	Hoop, Tubular, 12cm, w/Interface Brackets
1c	11987	Hoop, Tubular, 15cm, w/Interface Brackets
1d	11973	Hoop, Tubular, 18cm, w/Interface Brackets
1e	11988	Hoop, Tubular, 22cm, w/Interface Brackets
2a #	12476	Ring, Hoop, Outer, 9cm
2b #	12432	Ring, Hoop, Outer, 12cm
2c #	12339	Ring, Hoop, Outer, 15cm
2d #	12475	Ring, Hoop, Outer, 18cm
2e #	12474	Ring, Hoop, Outer, 22cm
3 ##	14454	Screw, Hoop (for all hoop rings listed above)

Item Numbers 2a through 2e included with Item Numbers 1a through 1e Part Numbers

Item Number 3 included with Item Number 2 Part Numbers

Please refer to the SPECIAL INSTRUCTIONS section in the Introduction of this manual for information regarding the meaning of the **Bold** and *Italicized*, part number, as well as the asterisk (*) and pound (#) signs found throughout this manual.

Tubular Hoops (2 of 2)



Tubular Hoops (2 of 2)

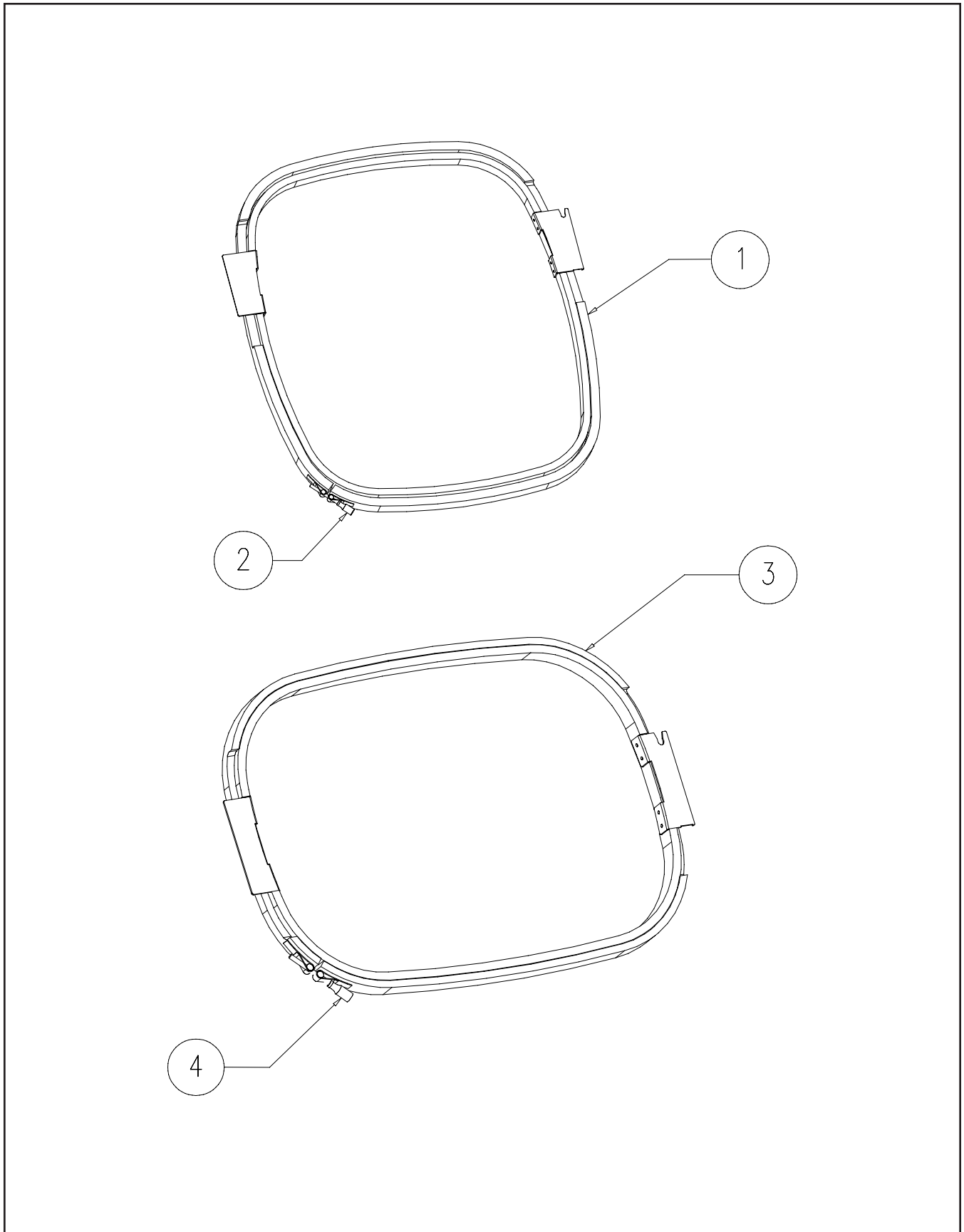
Item Number	Part Number	Description
1	010204-01	Hoop, Tubular, 44 X 30 cm, Assembly
2 #	005576-01	Screw, Hoop (for hoop part number 010204-01)
3	11972	Hoop, ^w /Inserts, 36 X 30 cm, ^w /Interface Brackets
4 ##	10034	Screw, Hoop (for hoop part number 11972)

Item Number 2 included with Item Number 1 Part Number

Item Number 4 included with Item Number 3 Part Number

Please refer to the SPECIAL INSTRUCTIONS section in the Introduction of this manual for information regarding the meaning of the **Bold** and *Italicized*, part number, as well as the asterisk (*) and pound (#) signs found throughout this manual.

Wooden Hoop Assemblies



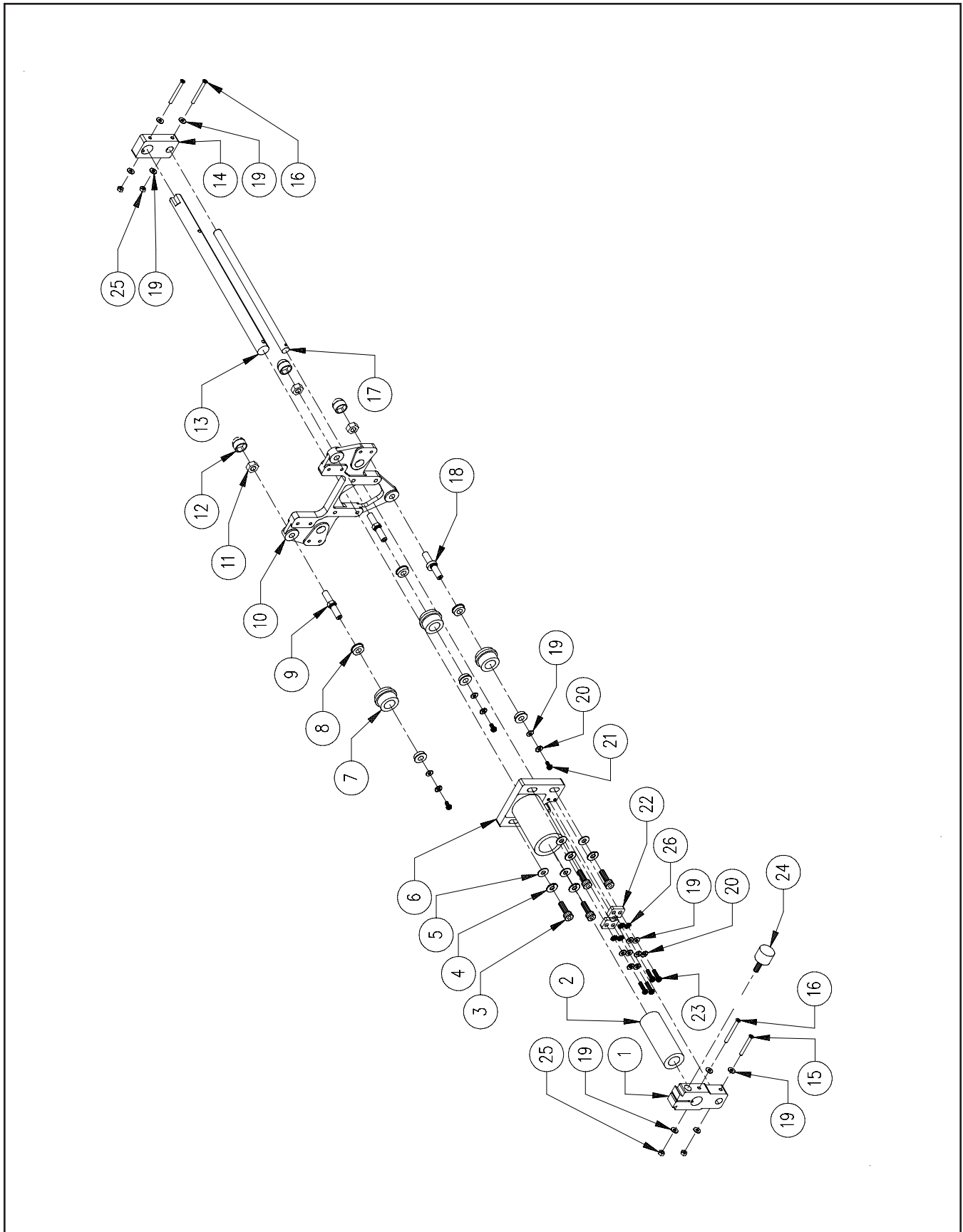
Wooden Hoop Assemblies

Item Number	Part Number	Description
1	11564-01	Hoop, Assembly, Tubular, 43 X 50 cm DH Wooden
2 #	005576-01	Screw, Hoop (for hoop part number 11564-01)
3	12342	Hoop, Tubular, 44 X 30 cm, DH Wooden, Assembly
4 #	005576-01	Screw, Hoop (for hoop part number 12342)

#Item Numbers 2 and 4 included with Item Numbers 1 and 3 Part Numbers

Please refer to the SPECIAL INSTRUCTIONS section in the Introduction of this manual for information regarding the meaning of the **Bold** and *Italicized*, part number, as well as the asterisk (*) and pound (#) signs found throughout this manual.

Wide-Angle Cap Driver (1 of 3)



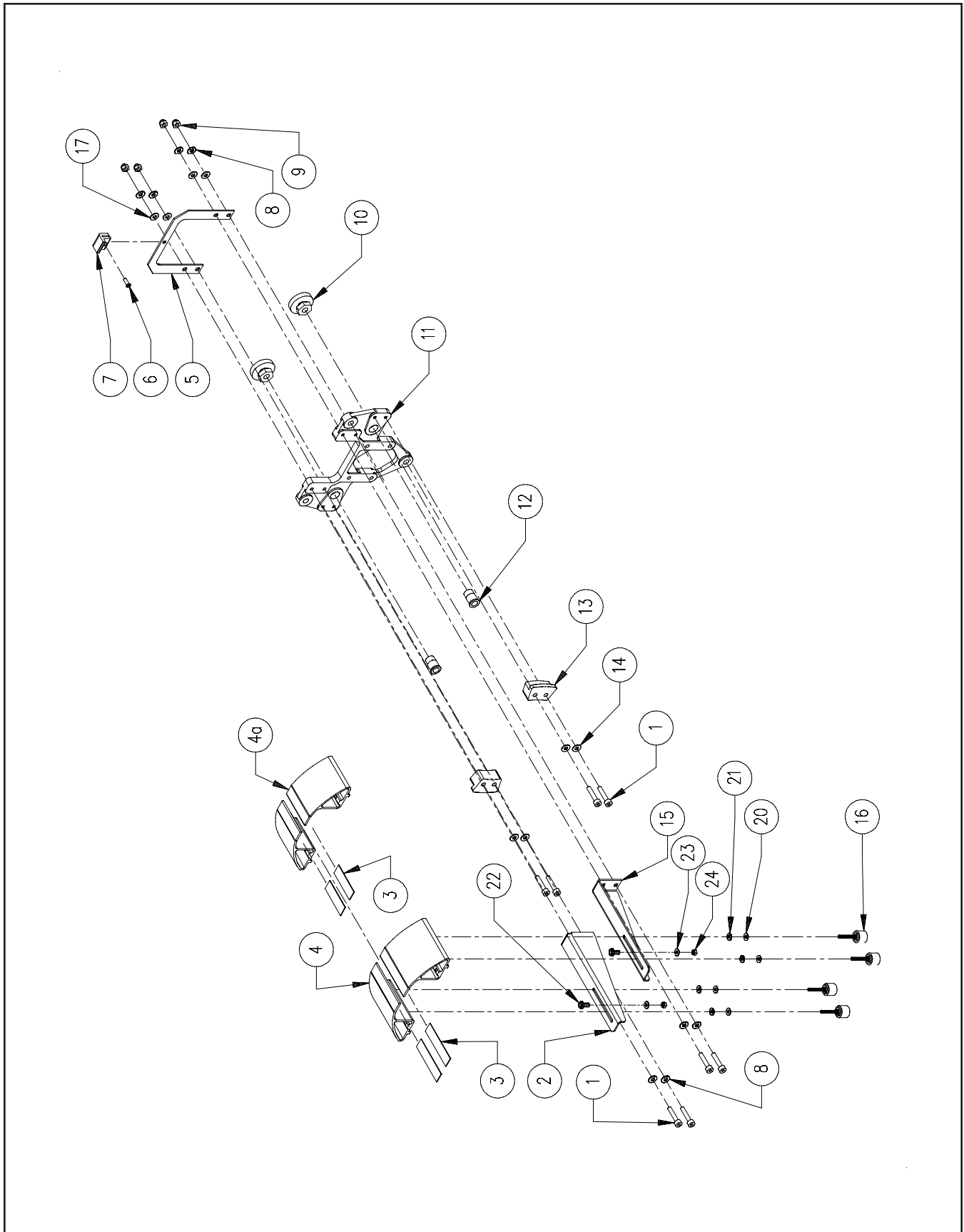
Wide-Angle Cap Driver (1 of 3)

Item Number	Part Number	Description
1	009602-03	Mount, Front, Drive Ring
2	009618-01	Bearing, Linear
3	010172-16	Screw, Socket Head Cap, M5 x 0.8 x 16mm, Zinc Plate
3a #	010468-01	Wrench, Hex, 4mm (see Note) (not shown)
4	<i>690427-05</i>	Washer, Lock, Split, M5
5	<i>690439-05</i>	Washer, Flat, M5
6	009594-01	Housing, Bearing
7	009597-01	Roller, Drive Ring
8	009623-01	Bearing, Flanged
9	009599-02	Shaft, Roller
10	009601-02	Base, Drive Ring
11	<i>680430-06</i>	Nut, Hex, M6
12	006913-06	Cover, Cap, Hex, M6
13	010099-02	Shaft, Drive Ring
14	009596-02	Support, Shaft, Rear
15	<i>010170-25</i>	Screw, Socket Head Cap, M3 x 0.5 x 25mm
16	<i>010170-30</i>	Screw, Socket Head Cap, M3 x 0.5 x 30mm
17	009615-02	Shaft, Guide, Drive Ring
18	009598-02	Shaft, Roller, Eccentric
19	<i>690439-03</i>	Washer, Flat, M3
20	<i>690427-03</i>	Washer, Lock, Split, M3
21	<i>010170-06</i>	Screw, Socket Head Cap, M3 x 0.5 x 6mm
22	009595-02	Pad, Guide, Shaft
23	<i>010170-16</i>	Screw, Socket Head Cap, M3 x 0.5 x 16mm, Zinc Plate
24	11698-05	Screw, Thumb, M5 x 16mm
25	<i>003573-03</i>	Nut, M3, Locking
26	<i>010167-03</i>	Washer, External Star, M3

Used with Item 3 and supplied with the embroidery machine

Please refer to the SPECIAL INSTRUCTIONS section in the Introduction of this manual for information regarding the meaning of the **Bold** and *Italicized*, part number, as well as the asterisk (*) and pound (#) signs found throughout this manual.

Wide-Angle Cap Driver (2 of 3)



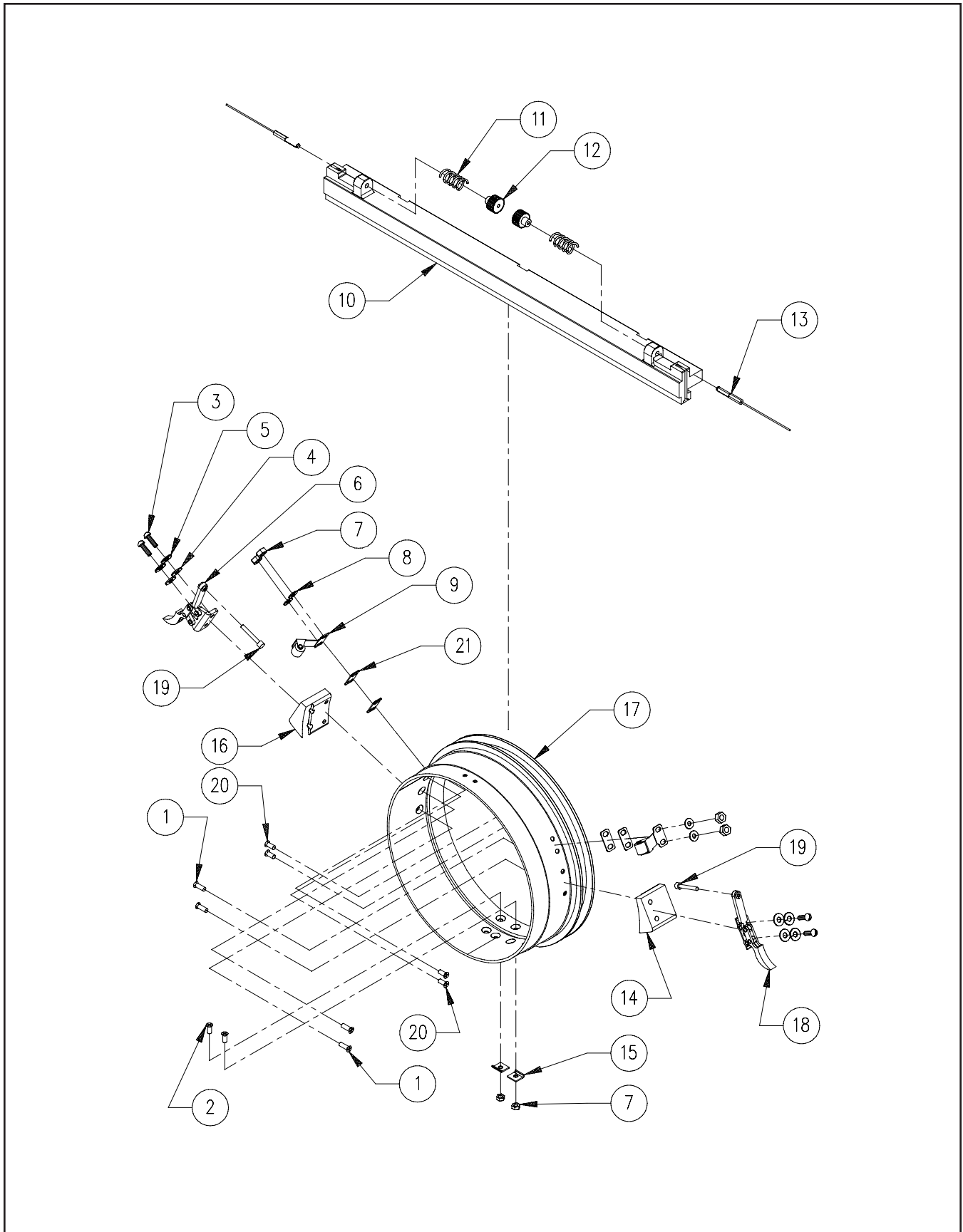
Wide-Angle Cap Driver (2 of 3)

Item Number	Part Number	Description
1	<i>010171-20</i>	Screw, Socket Head Cap, M4 x 0.7 x 20mm, Zinc Plate
2	011057-02	Bracket, Support, Left Hand
3	011062-01	Tape, Adhesive, 2.25"
4	009604-01	Support, Cap, Large, Machined
4a	10773	Support, Cap, Small, Machined
5	009621-01	Bracket, Holder, Bar
6	<i>010406-08</i>	Screw, Flat Head Phillips, M2.5 x 0.4 x 8mm
7	009857-02	Pad, Holder, Bar
8	<i>690427-04</i>	Washer, Lock, Split, M4
9	010407-04	Nut, Acorn, M4
10 #	009659-01	Lock, Shaft, .25" ID
11	009601-02	Base, Drive Ring
12	009616-02	Nipple, Support, Tensioner Disk
13	009600-02	Pad, Support, Cylinder
14	<i>010668-01</i>	Washer, Flat, Fender, M4
15	011056-02	Bracket, Support, Right Hand
16	11647	Screw, Thumb, M3
17	<i>690439-04</i>	Washer, Flat, M4
20	<i>006303-04</i>	Washer, Plain, Type 3
21	<i>690427-03</i>	Washer, Lock, Split, M3
22	<i>010170-06</i>	Screw, Socket Head Cap, M3 x 6mm
23	<i>690439-03</i>	Washer, Flat, M3
24	<i>003573-03</i>	Nut, Lock, M3

Item 10 is supplied with the Disk Tensioner Option Kit, Part number 11699

Please refer to the SPECIAL INSTRUCTIONS section in the Introduction of this manual for information regarding the meaning of the **Bold** and *Italicized*, part number, as well as the asterisk (*) and pound (#) signs found throughout this manual.

Wide-Angle Cap Driver (3 of 3)



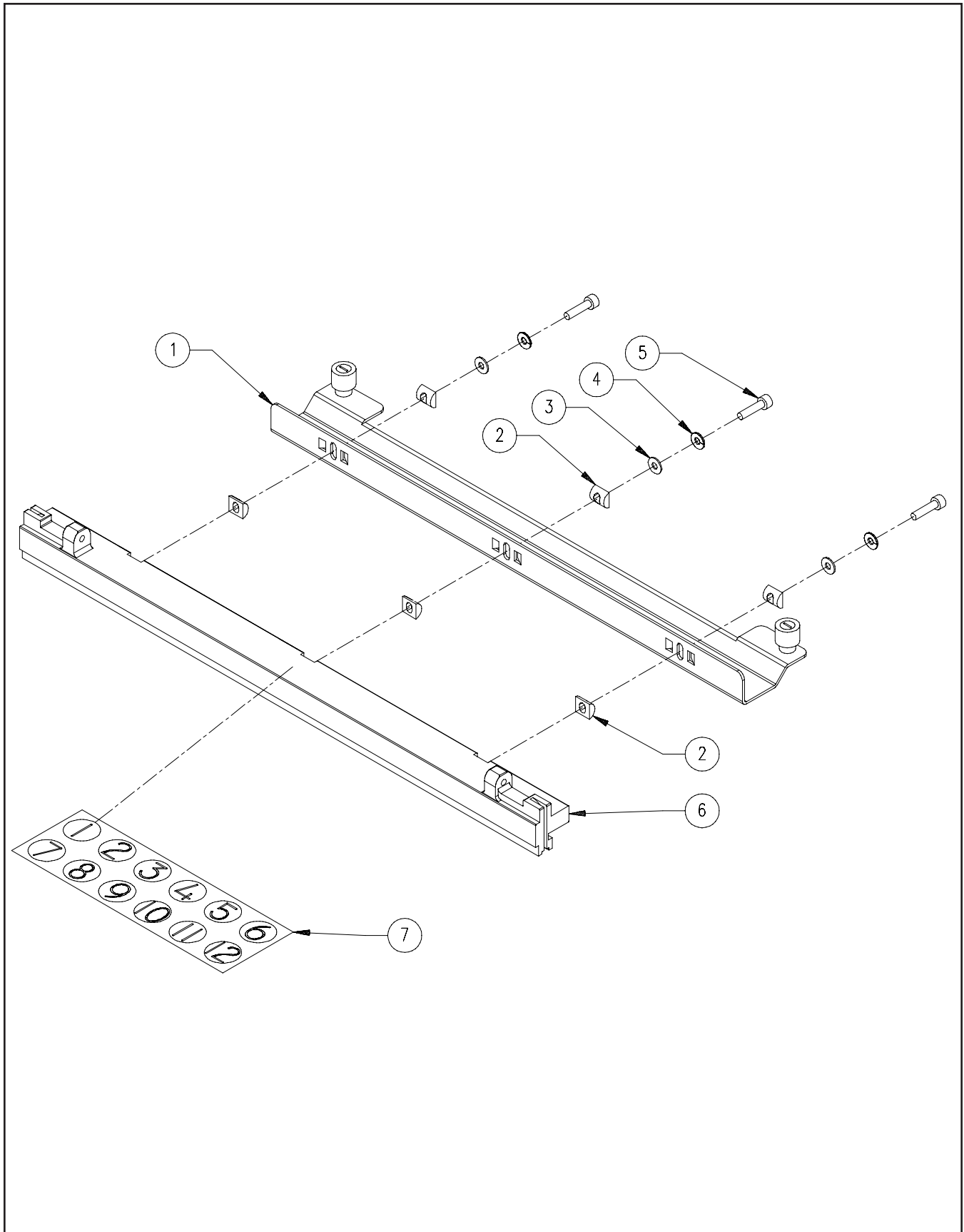
Wide-Angle Cap Driver (3 of 3)

Item

Number	Part Number	Description
1	<i>011196-08</i>	Screw, Flat Head, Socket, M3 x 0.5 x 8mm
2	<i>011196-06</i>	Screw, Flat Head, Socket, M3 x 0.5 x 6mm
3	<i>010171-10</i>	Screw, Socket Head, Cap, M4 x 0.7 x 10mm
4	<i>690427-04</i>	Washer, Lock, Split, M4
5	<i>690439-04</i>	Washer, Flat, M4
6	009624-02	Clamp, Hold Down, Left Hand
7	<i>680430-03</i>	Nut, Hex, M3
8	<i>690439-03</i>	Washer, Flat, M3
9	004229-01	Clip, Roller, Assembly
10	009608-02	Bar, Drive Ring
11	009625-01	Spring, Compression
12	009610-01	Nut, Tensioner, Drive Ring
13	009626-01	Cable, Drive Ring, Assembly
14	011058-03	Bracket, Clamp, Right Hand
15	009811-01	Washer, Holder, Cable
16	011059-03	Bracket, Clamp, Left Hand
17	009619-03	Cylinder, Drive Ring
18	009624-01	Clamp, Hold Down, Right Hand
19	<i>674900-10</i>	Screw, Hex Head, 8-32 x 5/8"
20	<i>011196-10</i>	Screw, Flat Head, Socket, M3 x 10
21	11652-01	Spacer, Roller Clip

Please refer to the SPECIAL INSTRUCTIONS section in the Introduction of this manual for information regarding the meaning of the **Bold** and *Italicized*, part number, as well as the asterisk (*) and pound (#) signs found throughout this manual.

Wide-Angle Cap Driver Interface

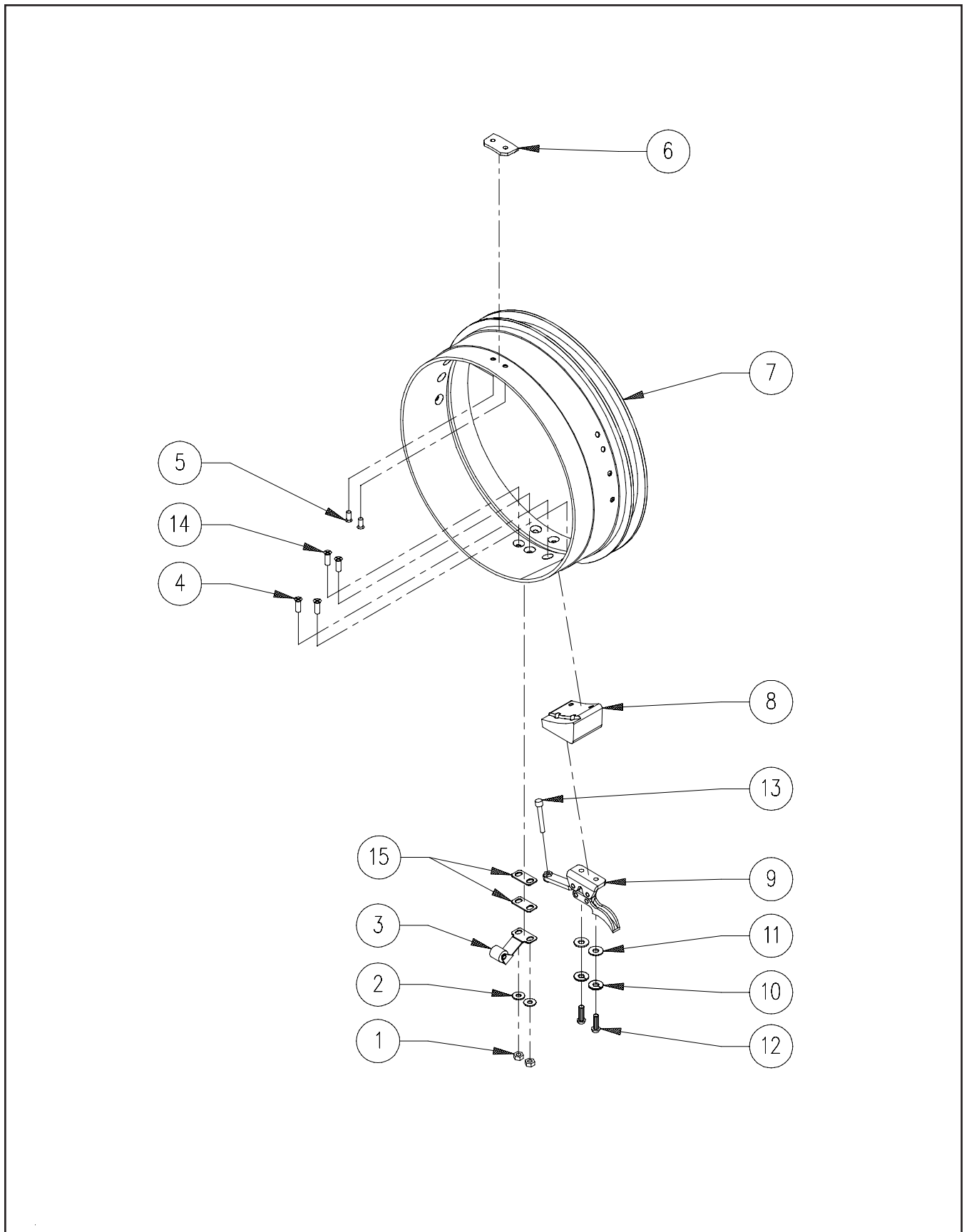


Wide-Angle Cap Driver Interface

Item Number	Part Number	Description
1	010059-03	Bracket, Interface
2	010064-01	Spacer, Bracket, Interface
3	<i>690439-04</i>	Washer, Flat, M4
4	<i>690427-04</i>	Washer, Lock, Split, M4
5	<i>010171-16</i>	Screw, Socket Head Cap, M4 x 0.7 x 16mm, Zinc Plate
6	009608-02	Bar, Drive Ring
7	007564-01	Set, Number, Head ID

Please refer to the SPECIAL INSTRUCTIONS section in the Introduction of this manual for information regarding the meaning of the **Bold** and *Italicized*, part number, as well as the asterisk (*) and pound (#) signs found throughout this manual.

Wide-Angle Cap Frame (1 of 2)

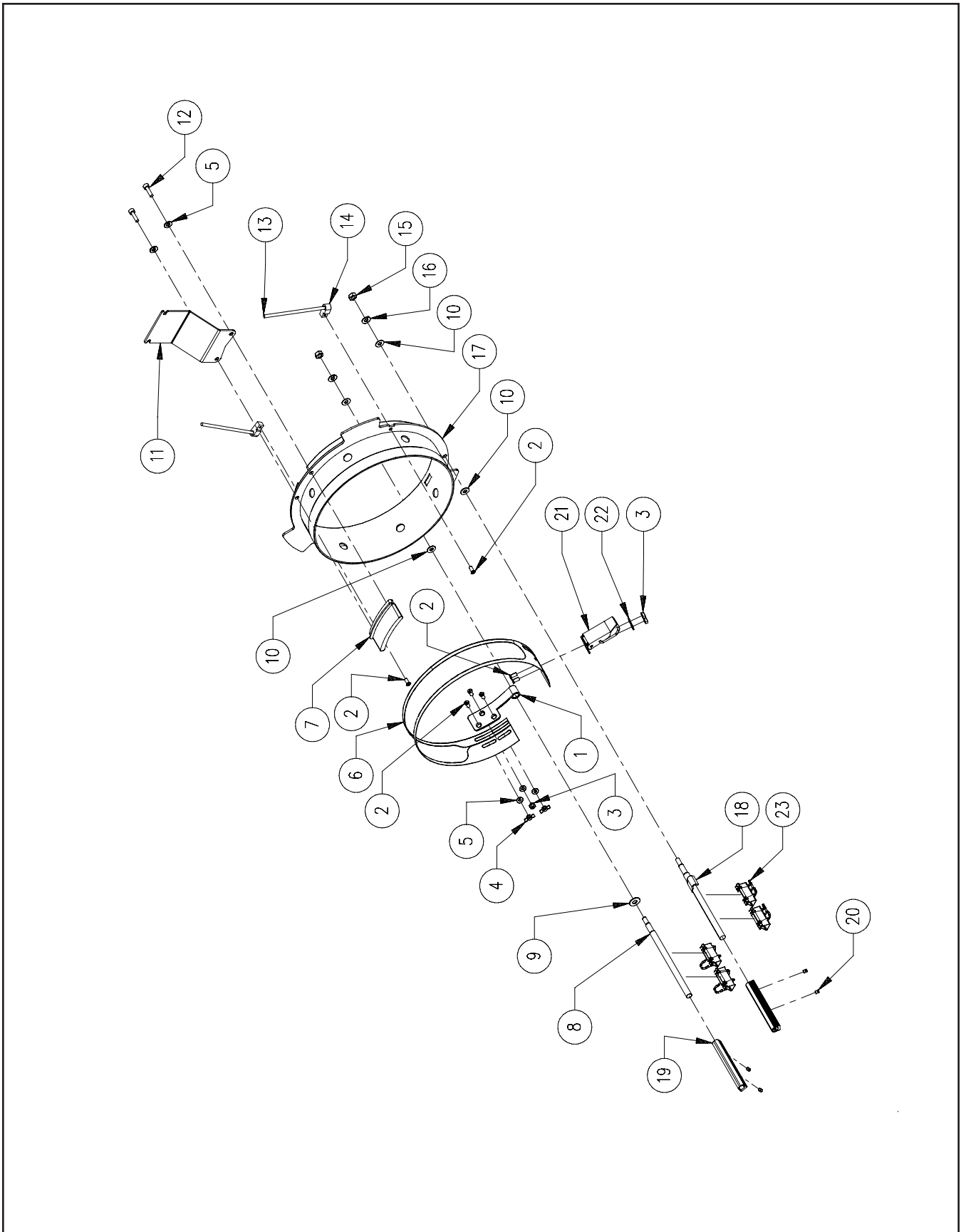


Wide-Angle Cap Frame (1 of 2)

Item Number	Part Number	Description
1	<i>680430-03</i>	Nut, Hex, M3
2	<i>690439-03</i>	Washer, Flat, M3
3	004229-01	Clip, Roller, Assembly
4	<i>011196-08</i>	Screw, Flat Head Socket, M3 x 0.5 x 8mm
5	<i>011196-04</i>	Screw, Flat Head Socket, M3 x 0.5 x 4mm
6	009620-02	Locator, Drive Ring
7	009619-03	Cylinder, Drive Ring
8	011059-03	Bracket, Clamp, Left Hand
9	009624-02	Clamp, Hold Down, Left Hand
10	<i>690439-04</i>	Washer, Flat, M4
11	<i>690427-04</i>	Washer, Lock, Split, M4
12	<i>010171-10</i>	Screw, Socket Head, Cap, M4 x 0.7 x 10mm
13	<i>674900-10</i>	Screw, Hex Head, 8-32 x 5/8"
14	<i>011196-10</i>	Screw, Flat Head, Socket, M3 x 10
15	11652-01	Spacer, Roller Clip

Please refer to the SPECIAL INSTRUCTIONS section in the Introduction of this manual for information regarding the meaning of the **Bold** and *Italicized*, part number, as well as the asterisk (*) and pound (#) signs found throughout this manual.

Wide-Angle Cap Frame (2 of 2)

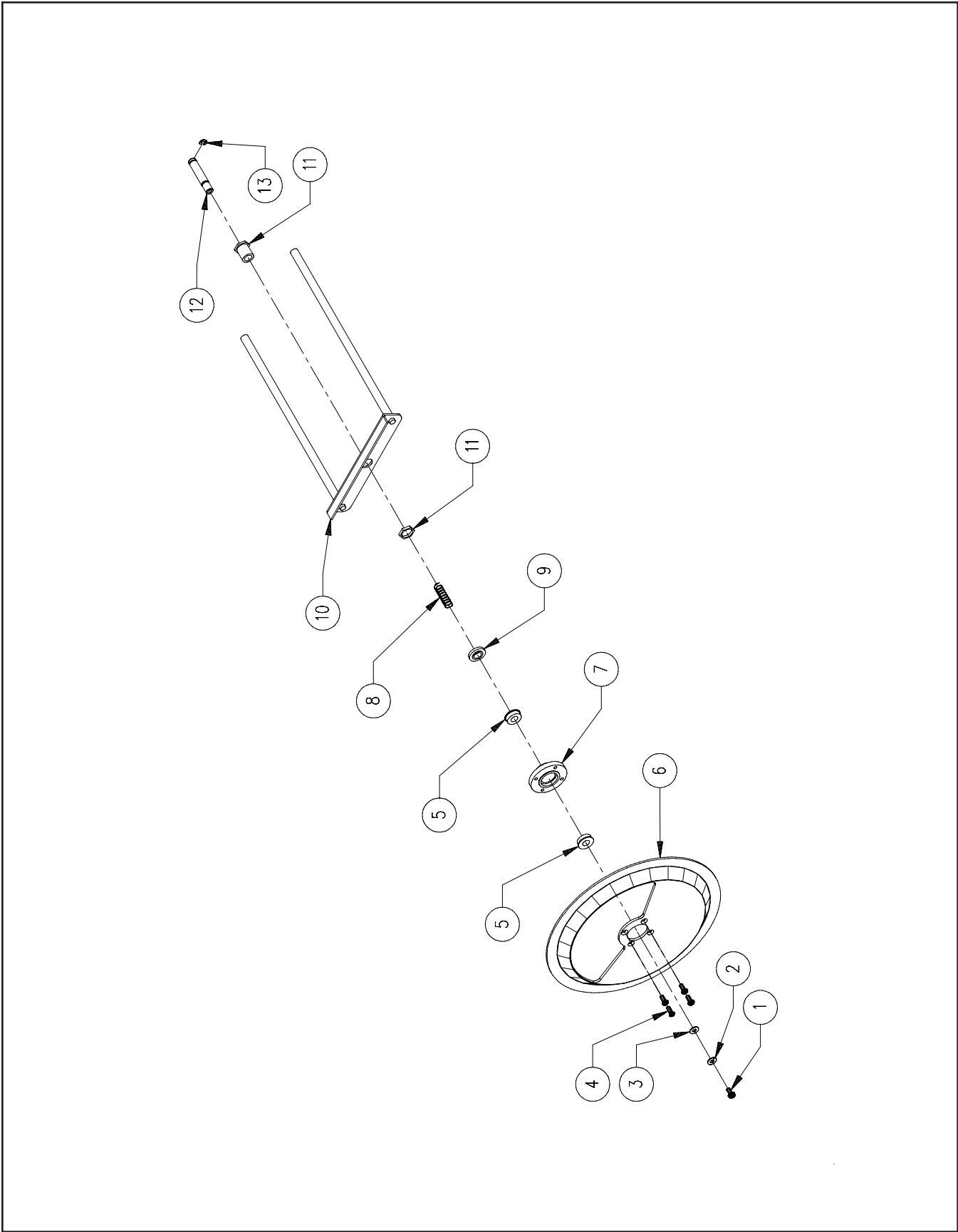


Wide-Angle Cap Frame (2 of 2)

Item Number	Part Number	Description
1	010074-01	Hinge, Cap Frame
2	<i>010133-06</i>	Screw, Small Flat Head, M3 x 0.5 x 6mm
3	<i>680430-03</i>	Nut, Hex, M3
4	006021-01	Nut, Wing, M3
5	<i>690439-03</i>	Washer, Flat, M3
6	010151-01	Strap, Clamping, Cap Frame, w/Rubber
7	010191-02	Locator, Brim, Cap Frame
8	010075-01	Post, Cap Frame
9	<i>690439-05</i>	Washer, Flat, M5
10	<i>690439-04</i>	Washer, Flat, M4
11	005071-02	Holder, Visor
12	<i>010170-10</i>	Screw, Socket Head Cap, M3 x 0.5 x 10mm, Zinc Plate
13	005073-01	Cord, Shock, Cap Frame
14	010079-01	Bracket, Strap, Rubber
15	<i>001963-05</i>	Nut, Hex, M4
16	<i>690427-04</i>	Washer, Lock, Split, M4
17	010077-01	Weldment, Cap Frame, w/Rubber
18	010078-02	Post, Cap Frame, Weldment
19	010081-02	Holder, Clip
20	<i>001960-03</i>	Screw, Set, Flat Point, M4 x 0.7 x 3mm
21	005487-01	Latch, Toggle
22	<i>690427-03</i>	Washer, Lock, Split, M3
23	009682-02	Clip, Cap Frame

Please refer to the SPECIAL INSTRUCTIONS section in the Introduction of this manual for information regarding the meaning of the **Bold** and *Italicized*, part number, as well as the asterisk (*) and pound (#) signs found throughout this manual.

Tensioner Disk Assembly for Wide-Angle Cap Frame



Disk Tensioner Assembly for Wide-Angle Cap Frame


Item

Number	Part Number	Description
	010094-02	Assembly, Tensioner Disk
1 #	<i>010170-06</i>	Screw, Socket Head Cap, M3 x 0.5 x 6mm
2 #	<i>690427-03</i>	Washer, Lock, Split M3
3 #	<i>690439-03</i>	Washer, Flat, M3
4 #	<i>011196-06</i>	Screw, Flat Head, Socket, M3 x 0.5 x 6mm
5 #	009623-01	Bearing, Flanged, 6mm ID x 12mm OD
6 #	009613-01	Tensioner Disk
7 #	010096-02	Tensioner Disk Hub
8 #	009622-01	Spring, Compression
9 #	009812-02	Washer, Support, Spring
10 #	009606-01	Tensioner Disk Support
11 #	009658-01	Bearing, Panel, 1/4" ID
12 #	009614-01	Tensioner Disk Shaft
13 #	001955-17	Retainer Ring


All items may be replaced with the Tensioner Disk Assembly, part number 010094-02

Please refer to the SPECIAL INSTRUCTIONS section in the Introduction of this manual for information regarding the meaning of the **Bold** and *Italicized*, part number, as well as the asterisk (*) and pound (#) signs found throughout this manual.

Conventional Cap Frame for Wide-Angle Driver



Upper



Lower

Conventional Cap Frame for Wide-Angle Driver

Item

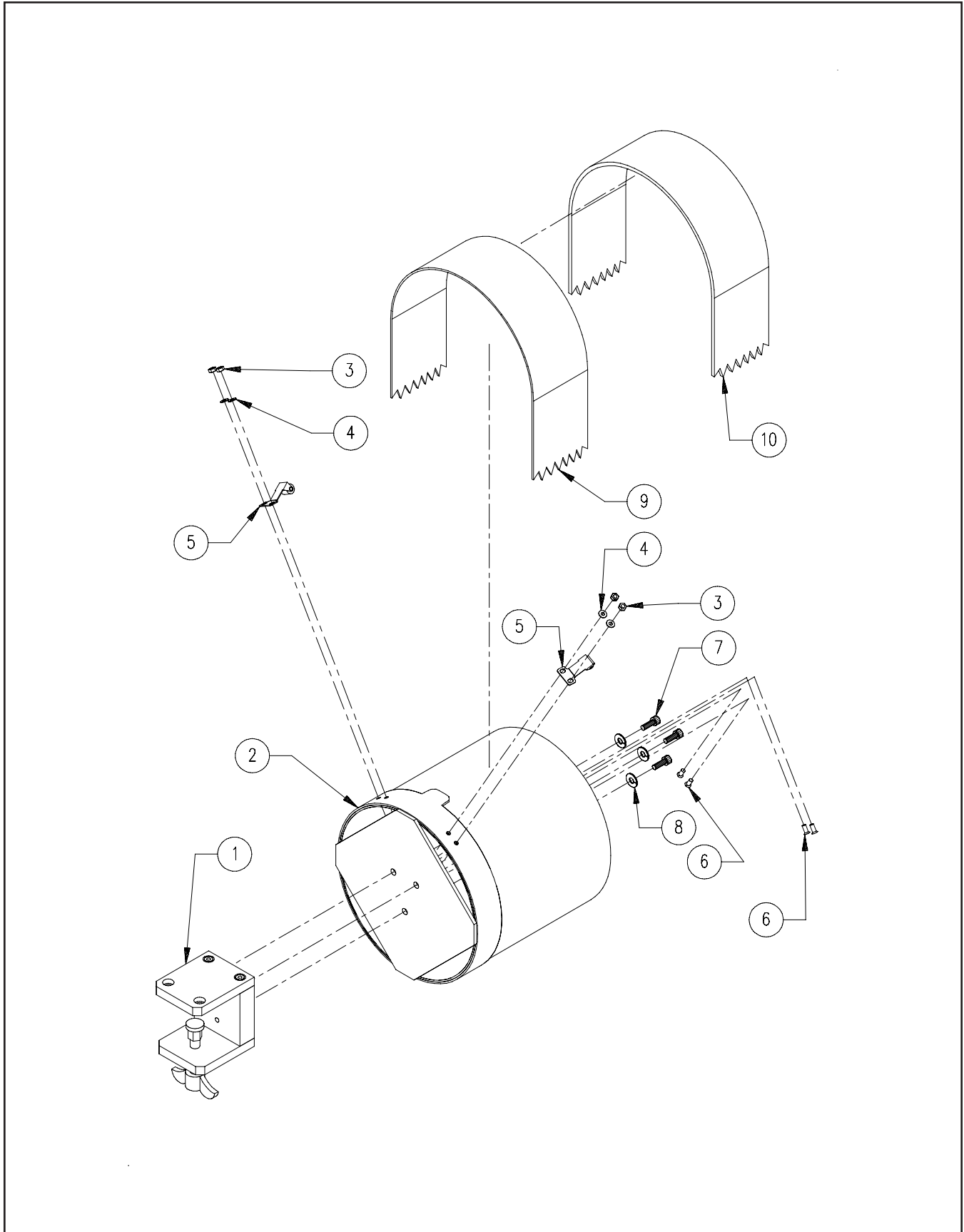
Number	Part Number	Description
---------------	--------------------	--------------------

	12155	Assembly, Conventional Cap Frame for Wide-Angle Driver
1 #	12208	Frame Assembly, Upper
2 #	12206	Frame Assembly, Lower
3 #	12235-07	Retaining Ring

All items may be replaced with the Conventional Cap Frame for Wide-Angle Driver Assembly, part number 12155

Please refer to the SPECIAL INSTRUCTIONS section in the Introduction of this manual for information regarding the meaning of the **Bold** and *Italicized*, part number, as well as the asterisk (*) and pound (#) signs found throughout this manual.

Wide-Angle Cap Frame Gauge

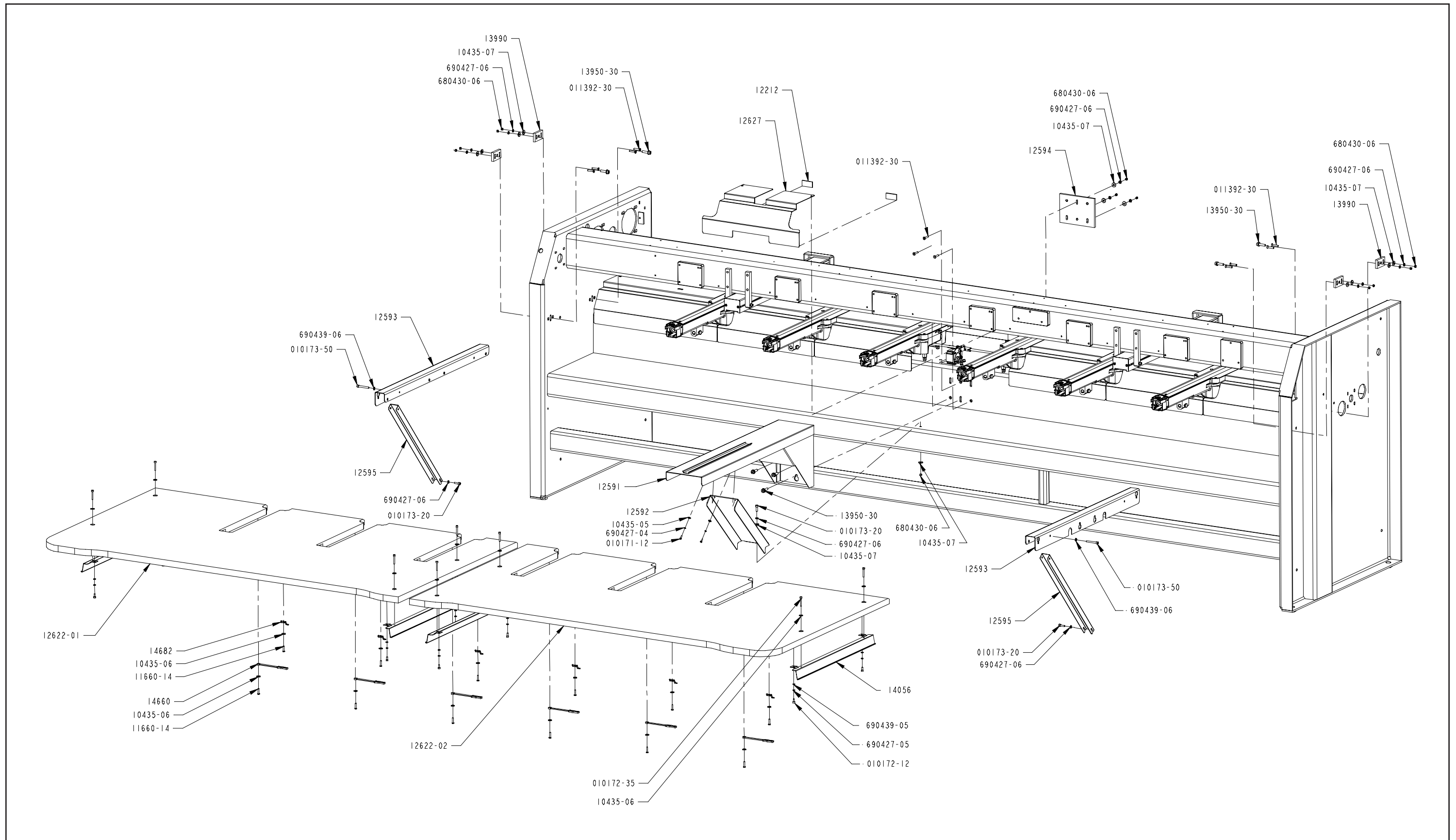


Wide-Angle Cap Frame Gauge

Item Number	Part Number	Description
1	004949-01	Block, Mount, Cap Gauge
2	010196-01	Cylinder, Gauge
3	<i>680430-03</i>	Nut, Hex, M3
4	<i>690439-03</i>	Washer, Flat, M3
5	004229-01	Clip, Roller, Assembly
6	<i>010170-08</i>	Screw, Socket Head Cap, M3 x 0.5 x 8mm
7	<i>670038-08</i>	Screw, Socket Head Cap, 10-32 x 1/2"
8	<i>690033-03</i>	Washer, Lock, Split, #10
9	010467-01	Strap, Rubber, Gauge, 2.38" x 18.00" x .0625" Thick
10	010973-01	Strap, Rubber, Gauge, 2.38" x 18.00" x .125" Thick

Please refer to the SPECIAL INSTRUCTIONS section in the Introduction of this manual for information regarding the meaning of the **Bold** and *Italicized*, part number, as well as the asterisk (*) and pound (#) signs found throughout this manual.

Sash Frame Assembly (1 of 3)

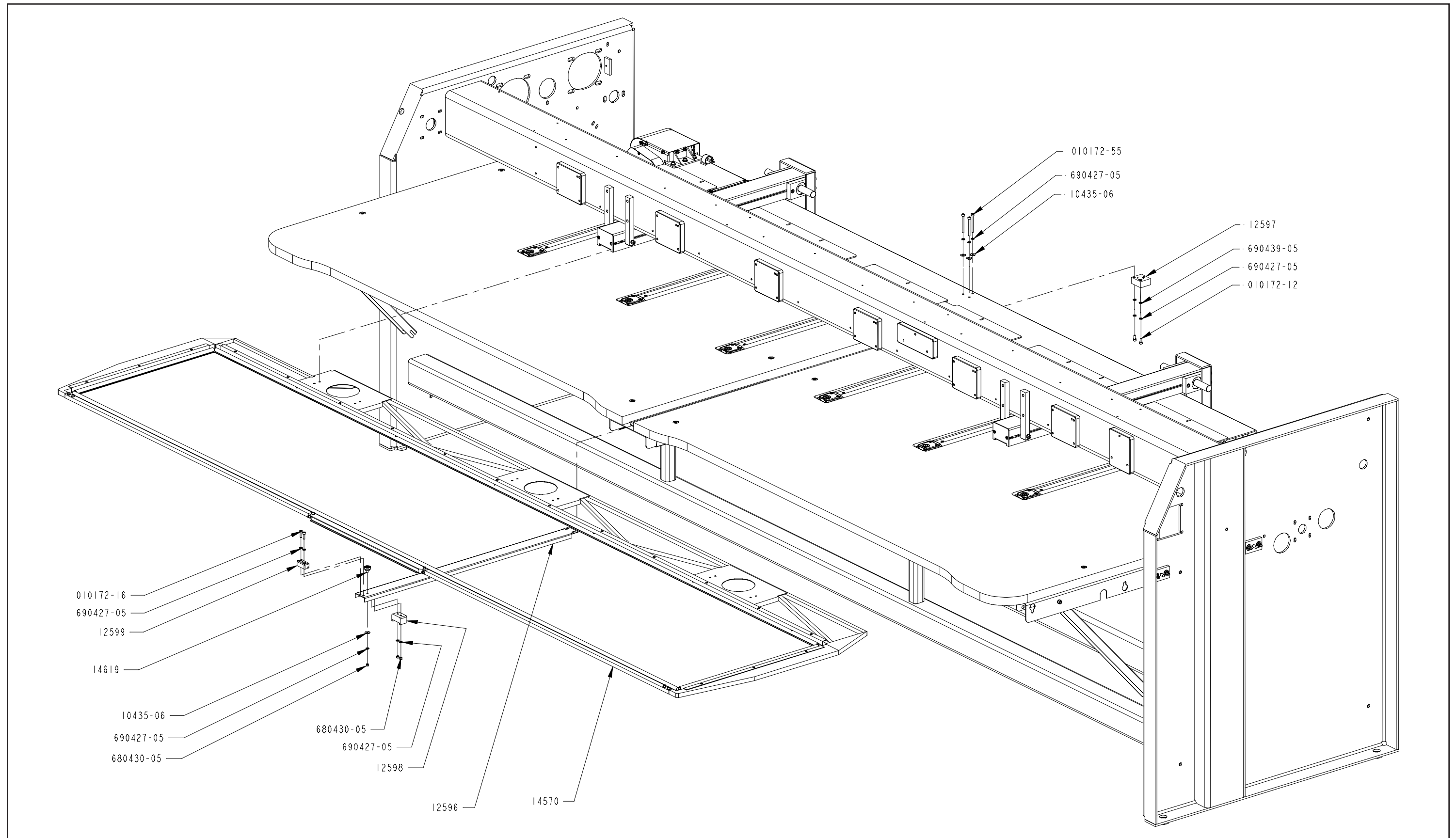


Sash Frame Assembly (1 of 3)

Part Number	Qty	Description
12212	2	Fastener, Reclosable
12591	1	Support, Center, Table
12592	1	racket, Center Support
12593	2	Bracket, Side, Table Support
12594	1	Spacer, Center, Table Support
12595	2	Arm, Side Support Bracket
12627	1	Cover, Bed Spacer
13990	4	Plate, Nut, Side Table Support
14056	4	Clamp, Table Top To Supports
14660	6	Strap, Rubber, 150 MM Lg
14682	6	Screw, Wood, Square Hook, #10
<i>010171-12</i>	2	Screw, M4 x 0.7 X 12mm Socket Head Cap, Zinc Plate
<i>010172-12</i>	8	Screw, M4 x 0.8 X 12mm Socket Head Cap, Zinc Plate
<i>010172-35</i>	8	Screw, M5 x 0.8 X 35mm Socket Head Cap, Zinc Plate
<i>010173-20</i>	3	Screw, M6 x 20mm, Socket Head Cap, Zinc Plate
<i>010173-50</i>	2	Screw, M6 x 50mm, Socket Head Cap, Zinc Plate
<i>011392-30</i>	11	Screw, Flat Head Socket, M6 x 1 x 30mm
<i>10435-05</i>	2	Washer, Fender, 4.3 x 12 x 1mm
<i>10435-06</i>	20	Washer, Fender, 5.3 x 15 x 1.2mm
<i>10435-07</i>	13	Washer, Fender, 6.4 x 18 x 1.6mm
<i>11660-14</i>	12	Screw, Wood, Panhead, #10, Phillips X 7/8" lg
12622-01	1	Table, Left Side, EMB10/6T
12622-02	1	Table, Right Side, EMB10/6T
13950-30	7	Screw, M8 X 30mm, Socket Head Cap Flanged, Zinc Plate
<i>680430-06</i>	12	Nut, Hex, Metric, M6
<i>690427-04</i>	2	Washer, Lock, Split, M4
<i>690427-05</i>	8	Washer, Lock, Split, M5
<i>690427-06</i>	14	Washer, Lock, Split, M6
<i>690439-05</i>	8	Washer, Flat, M5
<i>690439-06</i>	2	Washer, Flat, M6

Please refer to the SPECIAL INSTRUCTIONS section in the Introduction of this manual for information regarding the meaning of the **Bold** and *Italicized*, part number, as well as the asterisk (*) and pound (#) signs found throughout this manual.

Sash Frame Assembly (2 of 3)

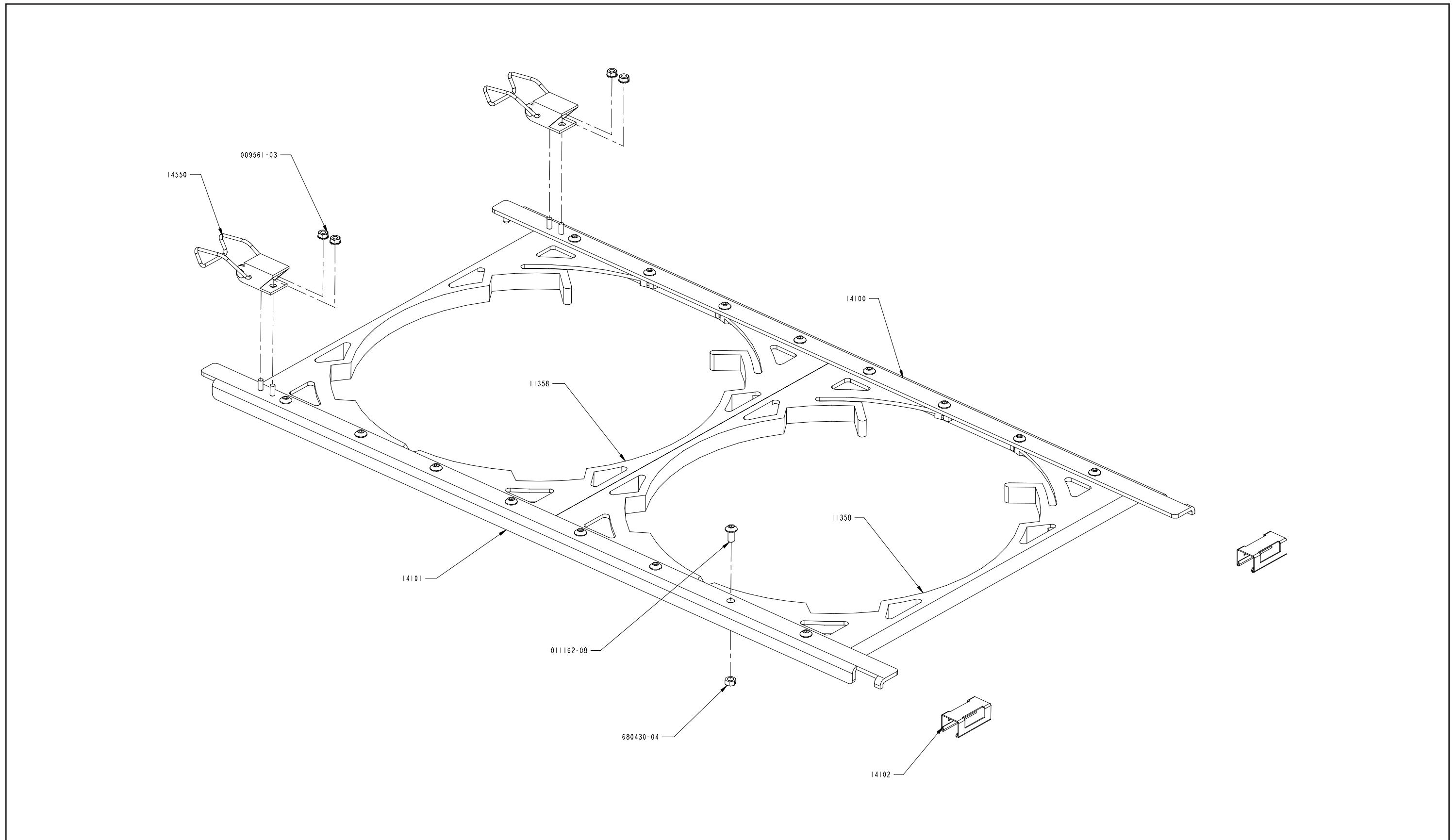


Sash Frame Assembly (2 of 3)

Part Number	Qty	Description
12596	1	Bracket, Center Guide, Sash Frame
12597	1	Block, Center Guide Mtg.
12598	1	Strip, Center Guide, Sash Frame
12599	1	Guide, Edge, Center, Sash Frame
14570	1	Sash Frame Assembly
14619	1	Bearing/Stud Assembly
<i>010172-12</i>	2	Screw, M4 x 0.8 X 12mm Socket Head Cap, Zinc Plate
<i>010172-16</i>	2	Screw, M5 x 0.8 X 16mm Socket Head Cap, Zinc Plate
<i>010172-55</i>	3	Screw, M5 x 0.8 X 55mm Socket Head Cap, Zinc Plate
<i>10435-06</i>	4	Washer, Fender, 5.3 x 15 x 1.2mm
<i>680430-05</i>	3	Nut, Hex, Metric, M5
<i>690427-05</i>	10	Washer, Lock, Split, M5
<i>690439-05</i>	2	Washer, Flat, M5

Please refer to the SPECIAL INSTRUCTIONS section in the Introduction of this manual for information regarding the meaning of the **Bold** and *Italicized*, part number, as well as the asterisk (*) and pound (#) signs found throughout this manual.

Sash Frame Assembly (3 of 3)

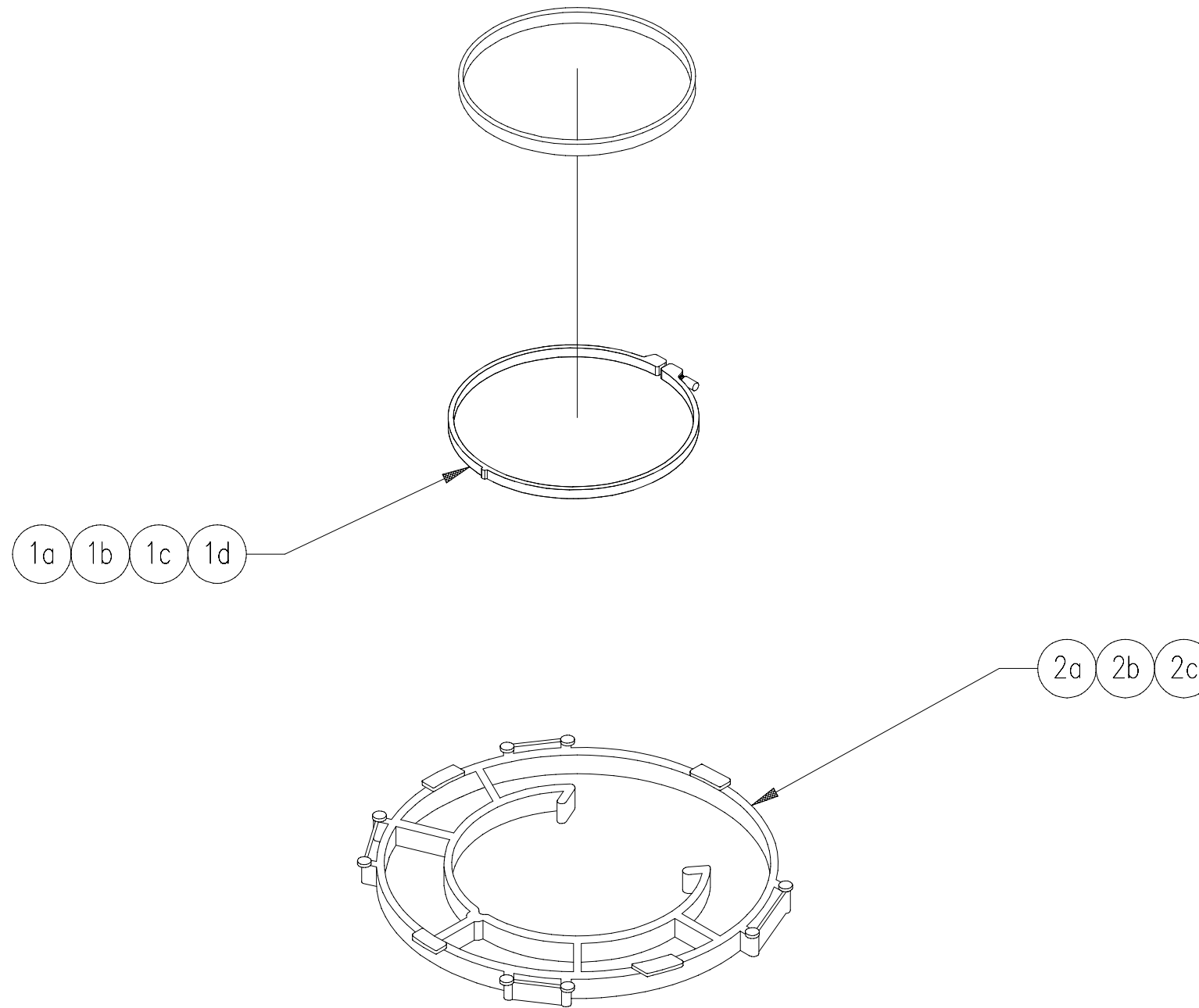


Sash Frame Assembly (3 of 3)

Part Number	Qty	Description
14528		Assembly, Spider Hoop Frame
11358	2	Hoop, 22cm Spider Frame
14100	1	Bracket, Spider, Double, Left, EMB
14101	1	Bracket, Spider, Double, Right, EMB
14102	2	Clip, Spider
14550	2	Latch, Spring Hook, Stainless Steel
<i>009561-03</i>	4	Nut, Kep, M3
<i>011162-08</i>	16	Screw, M4 x .7 x 8MM, Button Head Cap, Zinc Plate
<i>680430-04</i>	16	Nut, Hex, Metric, M4

Please refer to the SPECIAL INSTRUCTIONS section in the Introduction of this manual for information regarding the meaning of the **Bold** and *Italicized*, part number, as well as the asterisk (*) and pound (#) signs found throughout this manual.

Sash Hoop Assemblies



Sash Hoop Assemblies

Item Number	Part Number	Description
1a	11350	Hoop, 12 cm Round, Spider Net S/H
1b	11357	Hoop, 15 cm Round, Spider Net S/H
1c	11355	Hoop, 18 cm Round, Spider Net S/H
1d	11351	Hoop, 21 cm Round, Spider Net Assembly
2a	11349	Hoop, 12 cm Frame, Spider Net Assembly
2b	11356	Hoop, 15 cm Frame, Spider Net Assembly
2c	11354	Hoop, 18 cm Frame, Spider Net Assembly

Please refer to the SPECIAL INSTRUCTIONS section in the Introduction of this manual for information regarding the meaning of the **Bold** and *Italicized*, part number, as well as the asterisk (*) and pound (#) signs found throughout this manual.

This page intentionally left blank

Part Number	Description	Page Number
10490.....	Actuator, Jumpstitch	12-2
010424-01.....	Amplifier, Servo, Assy	35-2
10185-01.....	Arm, Drive, Moveable Knife	24-2
008038-02.....	Arm, Linkage, Long	23-2
12595.....	Arm, Side Support Bracket	44-2
10531-01.....	Assembly, Color Change Box	17-2
12155.....	Assembly, Conventional Cap Frame for Wide-Angle Driver	42-2
10424.....	Assembly, Head	13-2
10361.....	Assembly, Head Drive	11-2
10548-02.....	Assembly, Head Right Cover	15-2
10488.....	Assembly, Jumpstitch Drive	12-2
10374-01.....	Assembly, Lower Z-Shaft Belt Tensioner	29-2
10359-01.....	Assembly, Picker	22-2
10474.....	Assembly, Reciprocator	14-2
14080.....	Assembly, Side Cover	2-2
14528.....	Assembly, Spider Hoop Frame	44-6
010094-02.....	Assembly, Tensioner Disk	41-2
10356.....	Assembly, Thread Tensioner	10-2
10628-01.....	Assy, Needle Case, 10 NDL	1-2
10532.....	Bar, Color Change, Drive	1-14
009608-02.....	Bar, Drive Ring	38-6
009608-02.....	Bar, Drive Ring	39-2
008491-01.....	Bar, Grabber, Bracket, Assembly	16-4
001532-01.....	Bar, Ndl	16-4
009601-02.....	Base, Drive Ring	38-2
10378-02.....	Base, Tensioner, Assembly	29-2
002696-08.....	Bearing, Ball, Radial, 8mm	23-2
007522-01.....	Bearing, Cross Roller	1-2
009623-01.....	Bearing, Flanged	38-2
10391.....	Bearing, Flanged Housing, 15mm ID	23-2

Part Number	Description	Page Number
10391	Bearing, Flanged Housing, 15mm ID	25-2
10391	Bearing, Flanged Housing, 15mm ID	31-2
009623-01	Bearing, Flanged, 6mm ID x 12mm OD	41-2
009464-01	Bearing, Linear	26-4
009618-01	Bearing, Linear	38-2
10452-09	Bearing, Needle Roller, 6 ID x 9 OD 10 W	13-2
10436-01	Bearing, Radial, Shielded, 10 ID x 26 OD x 8W	29-2
10436-03	Bearing, Radial, Shielded, 15 ID x 32 OD x 9W	13-2
10436-03	Bearing, Radial, Shielded, 15 ID x 32 OD x 9W	26-4
10436-04	Bearing, Radial, Shielded, 17 ID x 35 OD x 10W	13-2
10438-06	Bearing, Radial, Shielded, 25 ID x 52 OD x 15 W	13-2
10594	Bearing, Sealed, Needle, 15x21mm	28-2
008061-01	Bearing, Thrust, 8mm	17-2
10591-20	Bearing, Unit, Housing, 20mm dia	1-8
10591-20	Bearing, Unit, Housing, 20mm dia	30-2
10381	Bearing, Z-Shaft, Lower, Assy	1-6
10368	Bearing, Z-Shaft, Upper, Assy	1-8
14619	Bearing/Stud Assembly	44-4
10358-02	Bed, Cylinder, Bridge, Assy	1-4
008602-01	Bed, Cylinder, Bridge, Machined	23-2
003504-01	Belt, Timing, 1/5P, 39T	17-2
10373	Belt, Tmng, RPP5, 160 Tooth	1-6
10372	Belt, Tmng, RPP5, 170 Tooth	1-6
008043-01	Blade, Grabber	21-2
12597	Block, Center Guide Mtg.	44-4
009145-01	Block, Contact, Emergency Stop	5-2
004949-01	Block, Mount, Cap Gauge	43-2
12596	Bracket, Center Guide, Sash Frame	44-4
011059-03	Bracket, Clamp, Left Hand	40-2
009621-01	Bracket, Holder, Bar	38-4

Part Number	Description	Page Number
010059-03.....	Bracket, Interface	39-2
10364-01.....	Bracket, Motor, Picker	22-2
10399.....	Bracket, Needle Plate	24-2
10413-01.....	Bracket, Picker	23-2
011341-01.....	Bracket, Sensor, Grabber	17-2
12593.....	Bracket, Side, Table Support	44-2
14100.....	Bracket, Spider, Double, Left, EMB	44-6
14101.....	Bracket, Spider, Double, Right, EMB	44-6
011057-02.....	Bracket, Support, Left Hand	38-4
007546-01.....	Bracket, Support, T/U Lever Guide	11-2
10154.....	Bracket, Tensioner	10-2
009879-08.....	Breaker, On/Off, 8A	4-2
005577-01.....	Bumper, Washer	16-4
008495-01.....	Bushing, Mini, Red	1-14
10408-01.....	Bushing, Nyliner, 6mm ID	22-2
10408-01.....	Bushing, Nyliner, 6mm ID	23-2
10478.....	Bushing, Reciprocator	14-2
011351-01.....	Bushing, Tensioner	10-2
008056-01.....	Cam, Color Change	17-2
004267-01.....	Case Bobbin	1-4
007926-01.....	Case, 10 Needle, Diecast, Machnd	16-4
001893-01.....	Case, Gear, Drv, Lvr, Take-up	13-2
009624-02.....	Clamp, Hold Down, Left Hand	38-6
009624-02.....	Clamp, Hold Down, Left Hand	40-2
009801-01.....	Clamp, Linkage, Color Change	1-14
10385.....	Clamp, Shaft, Z-Drive	13-2
008062-01.....	Clamp, Split Hub, 8mm ID	17-2
008062-01.....	Clamp, Split Hub, 8mm ID	18-2
001840-01.....	Clamp, Stop, Ndl Bar	16-4
14056.....	Clamp, Table Top To Supports	44-2

Part Number	Description	Page Number
004229-01.....	Clip, Roller, Assembly	38-6
004229-01.....	Clip, Roller, Assembly	40-2
004229-01.....	Clip, Roller, Assembly	43-2
14102.....	Clip, Spider	44-6
010256-02.....	Clip, Spring, Tubular	27-2
007139-01.....	Collar, Clamp	1-4
10392.....	Collar, Clamp, 8mm ID	23-2
007529-01.....	Collar, Tensioner Bracket	10-2
10531-01.....	Color Change Assy	1-12
009737-01.....	Connector, Pwr Outlet, IEC 320	33-2
007549-01.....	Coupler, Shaft, Grabber	1-4
007549-01.....	Coupler, Shaft, Grabber	19-2
007549-01.....	Coupler, Shaft, Grabber	20-2
007549-01.....	Coupler, Shaft, Grabber	23-2
008205-01.....	Coupling, Conntg, 15MM	1-8
008205-02.....	Coupling, Conntg, 20MM	1-10
008205-02.....	Coupling, Conntg, 20MM	1-8
008260-01.....	Coupling, Rod, 6mm	1-4
12627.....	Cover, Bed Spacer	44-2
10422.....	Cover, Bridge Head, Left, Machined	11-2
10420-01.....	Cover, Bridge Head, Right Side, Machined	15-2
10472.....	Cover, Drive, Presser Foot	11-2
010373-01.....	Cover, LED, Yellow	10-2
10247.....	Cover, Motor, Y & Z	1-6
007511-01.....	Cover, Ndl Cs, Lower	1-2
007510-02.....	Cover, Ndl Cs, Upper	1-2
10548-02.....	Cover, Right, Assy	1-2
10419-01.....	Cover, Rotary Hook	1-4
10428.....	Crankshaft, Assembly	13-2
009619-03.....	Cylinder, Drive Ring	40-2

Part Number	Description	Page Number
010196-01.....	Cylinder, Gauge	43-2
007591-01.....	Damper, Ndl Clamp	16-4
009986-01.....	Din Rail, 35mm, Term Blk	34-2
009738-01.....	Diode, Bridge, 35Amp, 400V	35-2
008078-01.....	Disk, Home	18-2
10409.....	Drive, Arm, Short, Trimmer, Assembly	23-2
10361-01.....	Drive, Bridge Head, Assy	1-2
10488.....	Drive, Jumpstitch Assembly	11-2
10359-01.....	Drive, Picker, Assy	1-4
10549-02.....	Eccentric, Take-Up	15-2
12212.....	Fastener, Reclosable	44-2
009980-01.....	Feed Through, Term Blk, 2.5mm	34-2
007506-01.....	Felt, Ndl Cs	16-4
009311-03.....	Ferrite, Split, .4 in. ID	26-4
010937-01.....	Filter, Line, 10A	32-2
12206.....	Frame Assembly, Lower	42-2
12208.....	Frame Assembly, Upper	42-2
10254-04.....	Frame, Weldment	1-2
010162-10.....	Fuse, 5 x 20, 10A, TD, High Int	32-2
001894-01.....	Gear, Drv, Lvr, Take-up	13-2
10389.....	Gear, Helical, Bobbin Shaft	23-2
10388.....	Gear, Helical, Z-Shaft	23-2
12599.....	Guide, Edge, Center, Sash Frame	44-4
10156.....	Guide, Grabber	11-2
008483-01.....	Guide, Thd, Lower, Assy	1-2
008482-01.....	Guide, Thd, Middle, Assy	1-2
008481-01.....	Guide, Thread, Upper, Assembly	10-2
10550.....	Harness, Jumpstitch Home	12-2
10424-01.....	Head, Bridge, Sub-Assy	11-2
010074-01.....	Hinge, Cap Frame	40-4

Part Number	Description	Page Number
009000-01.....	Hook, Rotary	1-4
11349.....	Hoop, 12 cm Frame, Spider Net Assembly	44-8
11350.....	Hoop, 12 cm Round, Spider Net S/H	44-8
11356.....	Hoop, 15 cm Frame, Spider Net Assembly	44-8
11357.....	Hoop, 15 cm Round, Spider Net S/H	44-8
11354.....	Hoop, 18 cm Frame, Spider Net Assembly	44-8
11355.....	Hoop, 18 cm Round, Spider Net S/H	44-8
11351.....	Hoop, 21 cm Round, Spider Net Assembly	44-8
11358.....	Hoop, 22cm Spider Frame	44-6
11564-01.....	Hoop, Assembly, Tubular, 43 X 50 cm DH Wooden	37-2
11947.....	Hoop, Tubular, 12cm, w/Interface Brackets	36-2
11987.....	Hoop, Tubular, 15cm, w/Interface Brackets	36-2
11973.....	Hoop, Tubular, 18cm, w/Interface Brackets	36-2
11988.....	Hoop, Tubular, 22cm, w/Interface Brackets	36-2
010204-01.....	Hoop, Tubular, 44 X 30 cm, Assembly	36-4
12342.....	Hoop, Tubular, 44 X 30 cm, DH Wooden, Assembly	37-2
11996.....	Hoop, Tubular, 9cm, w/Interface Brackets	36-2
11972.....	Hoop, w/Inserts, 36 X 30 cm, w/Interface Brackets	36-4
009594-01.....	Housing, Bearing	38-2
008066-01.....	Housing, Drive, Grabber, Left	21-2
008127-01.....	Housing, Drive, Grabber, Right	21-2
009983-01.....	Isolation Partition, Term BLk	34-2
009981-01.....	Jumper, Internal, 2 pos., 2.5nn, Term Blk	34-2
006525-01.....	Key, Shaft, 6MM X 6MM	1-6
10187-01.....	Knife, Adjustable	24-2
10186.....	Knife, Moveable	24-2
010346-01.....	Label, Blank, Terminal Block	34-2
009115-01.....	Label, Warning, Electrical Shock	1-16
009116-01.....	Label, Warning, Gear Crush	1-10
011037-01.....	Label, Warning, Needle Puncture	1-10

Part Number	Description	Page Number
009113-01.....	Label, Warning, Pinch Point, Horizontal	1-10
14550.....	Latch, Spring Hook, Stainless Steel	44-6
10398-01.....	Lever, Drive, Picker	23-2
10491.....	Lever, Jumpstitch	12-2
010360-01.....	Lever, Take-up, Assy	16-4
10410.....	Link, Connecting, Trimmer	23-2
010191-02.....	Locator, Brim, Cap Frame	40-4
009620-02.....	Locator, Drive Ring	40-2
008214-01.....	Locator, Lef	27-2
008213-01.....	Locator, Right	27-2
009659-01.....	Lock, Shaft, .25" ID	38-4
007527-01.....	Magnet, Thread Retaining	1-2
10118.....	Motor, Brushless DC, 4000 RPM, 38 lb/in (Z Motor)	1-6
10494-01.....	Motor, Stepper	12-2
10494-01.....	Motor, Stepper	15-2
000465-01.....	Motor, X-Y Servo	17-2
000465-01.....	Motor, X-Y Servo	18-2
10417-01.....	Mount, Cap Frame	23-2
009602-03.....	Mount, Front, Drive Ring	38-2
10489-01.....	Mount, Motor, Jumpstitch	12-2
10629.....	Needle Plate Bracket Assembly	1-4
10246.....	Needle Plate, Pocketed	1-4
010407-04.....	Nut, Acorn, M4	38-4
010178-08.....	Nut, Hex, Fine Thread, M8	1-4
010178-08.....	Nut, Hex, Fine Thread, M8	23-2
680430-03.....	Nut, Hex, M3	38-6
680430-03.....	Nut, Hex, M3	40-2
680430-03.....	Nut, Hex, M3	40-4
680430-03.....	Nut, Hex, M3	43-2
680430-04.....	Nut, Hex, Metric, M4	44-6

Part Number	Description	Page Number
680430-05.....	Nut, Hex, Metric, M5	44-4
680430-06.....	Nut, Hex, Metric, M6	44-2
009561-03.....	Nut, Kep, M3	32-2
009561-03.....	Nut, Kep, M3	44-6
009561-04.....	Nut, Kep, M4	1-14
009561-04.....	Nut, Kep, M4	1-6
009561-04.....	Nut, Kep, M4	3-2
009561-04.....	Nut, Kep, M4	3-2
009561-04.....	Nut, Kep, M4	32-2
009561-04.....	Nut, Kep, M4	35-2
009561-04.....	Nut, Kep, M4	6-2
009561-04.....	Nut, Kep, M4	7-2
009561-04.....	Nut, Kep, M4	8-2
009561-05.....	Nut, Kep, M5	25-2
009561-05.....	Nut, Kep, M5	32-2
009561-06.....	Nut, Kep, M6	1-14
003573-03.....	Nut, Nylock, M3 x 0.5	27-2
006021-01.....	Nut, Wing, M3	40-4
006549-03.....	O-Ring, .187 x .063	24-2
009857-02.....	Pad, Holder, Bar	38-4
002821-01.....	Pad, Reservoir, Felt	11-2
10569-05.....	PCB Assy, Benode (9849), Can Bus	32-2
10619-02.....	PCB, Color Change	17-2
10411.....	Picker	23-2
008468-01.....	Pigtail	10-2
008241-01.....	Pillar, Head Support	23-2
007570-01.....	Pin, Dowel, .094 x .5 Long	21-2
003131-01.....	Pin, Swivel, Front	23-2
008039-01.....	Pivot, Trimmer Drive	23-2
009143-01.....	Plate, Emergency Stop	5-2

Part Number	Description	Page Number
007503-01.....	Plate, Guide, Ndl	16-4
10443.....	Plate, Mounting, Cam, Take-up Lever	13-2
008041-01.....	Plate, Nut, Long Arm	23-2
13990.....	Plate, Nut, Side Table Support	44-2
10473.....	Plate, Positioning	13-2
010075-01.....	Post, Cap Frame	40-4
002897-01.....	Post, Guide	10-2
10620.....	Power Supply, 360W, 36V, 10A, 90-130/180-360VAC In	32-2
009978-01.....	Power Supply, 5/12VDC	32-3
10184.....	Presser, Under Thread	24-2
008079-01.....	Pulley, 1/5P, 32 Groove	18-2
10369.....	Pulley, Motor	1-6
008059-01.....	Pulley, Timing, 5.08mmP, 12 Groove	17-2
008059-01.....	Pulley, Timing, 5.08mmP, 12 Groove	18-2
10587.....	Pulley, Y-Drive	1-6
10371.....	Pulley, Z-Shaft, Lower	1-6
10370.....	Pulley, Z-Shaft, Upper	1-6
009144-01.....	Pushbutton, Emergency Stop	5-2
12592.....	racket, Center Support	44-2
10207.....	Rail, Guide, Lwr PHSII	16-4
10474-01.....	Reciprocator Assembly	11-2
12235-07.....	Retaining Ring	42-2
12432.....	Ring, Hoop, Outer, 12cm	36-2
12339.....	Ring, Hoop, Outer, 15cm	36-2
12475.....	Ring, Hoop, Outer, 18cm	36-2
12474.....	Ring, Hoop, Outer, 22cm	36-2
12476.....	Ring, Hoop, Outer, 9cm	36-2
10393-22.....	Ring, Retainer, 22mm OD	23-2
007562-10.....	Ring, Retainer, External, 10MM Shaft	25-2
007562-11.....	Ring, Retainer, External, 11MM	26-4

Part Number	Description	Page Number
001955-15.....	Ring, Retainer, External, SD .188, FD .145	24-2
001955-18.....	Ring, Retainer, External, SD .312, FD .243	11-2
10631-03.....	Ring, Retainer, Grooveless, M3	23-2
003534-10.....	Ring, Retaining, External, .281 ID	23-2
10454-08.....	Ring, Retaining, External, 10MM Shaft x 1 Thk	29-2
10454-21.....	Ring, Retaining, External, 21MM Shaft x 1 Thk	13-2
10454-04.....	Ring, Retaining, External, 6MM Shaft x .7 Thk	13-2
10454-06.....	Ring, Retaining, External, 8MM Shaft x .8 Thk	13-2
10631-04.....	Ring, Retaining, Grooveless, M4	22
10440-04.....	Ring, Retaining, Internal, 20.6 ID x 1.2	13-2
10440-04.....	Ring, Retaining, Internal, 20.6 ID x 1.2	26-4
10440-16.....	Ring, Retaining, Internal, 37.9 ID x 2	13-2
10453-01.....	Ring, Shim, 3 ID x 6 OD x 0.5MM Thk	23-2
10453-04.....	Ring, Shim, 6 ID x 12 OD x 0.5MM Thk	13-2
10453-05.....	Ring, Shim, 8 ID x 14 OD x 0.5MM Thk	13-2
10450.....	Rod, Connecting, Machined	13-2
009597-01.....	Roller, Drive Ring	38-2
14570.....	Sash Frame Assembly	44-4
003509-06.....	Screw, Button Head Socket, M4 x 0.7 x 6mm	10-2
003136-04.....	Screw, Button Head, Socket, M3 x 0.5 x 4MM	12-2
003136-06.....	Screw, Button Head, Socket, M3 x 0.5 x 6MM	1-4
003136-06.....	Screw, Button Head, Socket, M3 x 0.5 x 6MM	21-2
001924-06.....	Screw, Cheesehd, Sltd, M4 x 0.7 x 6MM	10-2
001924-06.....	Screw, Cheesehd, Sltd, M4 x 0.7 x 6MM	16-4
010406-08.....	Screw, Flat Head Phillips, M2.5 x 0.4 x 8mm	38-4
011196-04.....	Screw, Flat Head Socket, M3 x 0.5 x 4mm	40-2
011196-08.....	Screw, Flat Head Socket, M3 x 0.5 x 8mm	40-2
011197-08.....	Screw, Flat Head Socket, M4 x 0.7 x 12mm	1-4
011196-06.....	Screw, Flat Head Socket, M4 x 0.7 x 12mm	15-2
011196-06.....	Screw, Flat Head Socket, M4 x 0.7 x 12mm	24-2

Part Number	Description	Page Number
011196-08.....	Screw, Flat Head Socket, M4 x 0.7 x 12mm	33-2
011392-30.....	Screw, Flat Head Socket, M6 x 1 x 30mm	44-2
011392-12.....	Screw, Flat Head Socket, M6 x 1.0 x 12mm, Zinc	25-2
001935-10.....	Screw, Flat Head, Phillips, M3 x 10mm	1-16
001935-06.....	Screw, Flat Head, Phillips, M3 x 6mm	1-2
011196-06.....	Screw, Flat Head, Socket, M3 x 0.5 x 6mm	38-6
011196-06.....	Screw, Flat Head, Socket, M3 x 0.5 x 6mm	41-2
011196-08.....	Screw, Flat Head, Socket, M3 x 0.5 x 8mm	38-6
14454.....	Screw, Hoop (for all hoop rings listed above)	36-2
005576-01.....	Screw, Hoop (for hoop part number 010204-01)	36-4
005576-01.....	Screw, Hoop (for hoop part number 11564-01)	37-2
10034.....	Screw, Hoop (for hoop part number 11972)	36-4
005576-01.....	Screw, Hoop (for hoop part number 12342)	37-2
010084-01.....	Screw, Jackscrew Kit, D-Sub	32-2
010170-10.....	Screw, M3 x 0.5 x 10mm Socket Head Cap, Zinc Plate	15-2
010170-10.....	Screw, M3 x 0.5 x 10mm Socket Head Cap, Zinc Plate	16-4
010170-10.....	Screw, M3 x 0.5 x 10mm Socket Head Cap, Zinc Plate	17-2
010170-10.....	Screw, M3 x 0.5 x 10mm Socket Head Cap, Zinc Plate	18-2
010170-10.....	Screw, M3 x 0.5 x 10mm Socket Head Cap, Zinc Plate	26-4
010170-12.....	Screw, M3 x 0.5 x 12mm Socket Head Cap, Zinc Plate	26-4
010170-12.....	Screw, M3 x 0.5 x 12mm Socket Head Cap, Zinc Plate	28-2
010170-06.....	Screw, M3 x 0.5 X 6mm Socket Head Cap, Zinc Plate	1-14
010170-06.....	Screw, M3 x 0.5 X 6mm Socket Head Cap, Zinc Plate	1-16
010170-06.....	Screw, M3 x 0.5 X 6mm Socket Head Cap, Zinc Plate	1-2
010170-06.....	Screw, M3 x 0.5 x 6mm Socket Head Cap, Zinc Plate	12-2
010170-06.....	Screw, M3 x 0.5 x 6mm Socket Head Cap, Zinc Plate	16-4
010170-06.....	Screw, M3 x 0.5 x 6mm Socket Head Cap, Zinc Plate	22-2
010170-06.....	Screw, M3 x 0.5 x 6mm Socket Head Cap, Zinc Plate	23-2
010170-06.....	Screw, M3 x 0.5 x 6mm Socket Head Cap, Zinc Plate	24-2
010170-06.....	Screw, M3 x 0.5 x 6mm Socket Head Cap, Zinc Plate	25-2

Part Number	Description	Page Number
010170-08.....	Screw, M3 x 0.5 X 8mm Socket Head Cap, Zinc Plate	1-6
010170-08.....	Screw, M3 x 0.5 x 8mm Socket Head Cap, Zinc Plate	16-4
010170-08.....	Screw, M3 x 0.5 x 8mm Socket Head Cap, Zinc Plate	32-2
011162-12.....	Screw, M4 x .7 x 12MM, Button Head Cap, Zinc Plate	1-10
011163-40.....	Screw, M4 x .7 x 40MM, Button Head Cap, Zinc Plate	28-2
011162-06.....	Screw, M4 x .7 x 6MM, Button Head Cap, Zinc Plate	1-4
011162-08.....	Screw, M4 x .7 x 8MM, Button Head Cap, Zinc Plate	1-12
011163-08.....	Screw, M4 x .7 x 8MM, Button Head Cap, Zinc Plate	16-4
011162-08.....	Screw, M4 x .7 x 8MM, Button Head Cap, Zinc Plate	44-6
010171-10.....	Screw, M4 x 0.7 X 10mm Socket Head Cap, Zinc Plate	1-12
010171-10.....	Screw, M4 x 0.7 x 10mm Socket Head Cap, Zinc Plate	11-2
010171-10.....	Screw, M4 x 0.7 X 10mm Socket Head Cap, Zinc Plate	1-2
010171-10.....	Screw, M4 x 0.7 X 10mm Socket Head Cap, Zinc Plate	1-6
010171-10.....	Screw, M4 x 0.7 x 10mm Socket Head Cap, Zinc Plate	18-2
010171-10.....	Screw, M4 x 0.7 x 10mm Socket Head Cap, Zinc Plate	22-2
010171-12.....	Screw, M4 x 0.7 x 12mm Socket Head Cap, Zinc Plate	11-2
010171-12.....	Screw, M4 x 0.7 X 12mm Socket Head Cap, Zinc Plate	1-14
010171-12.....	Screw, M4 x 0.7 X 12mm Socket Head Cap, Zinc Plate	1-16
010171-12.....	Screw, M4 x 0.7 X 12mm Socket Head Cap, Zinc Plate	1-2
010171-12.....	Screw, M4 x 0.7 x 12mm Socket Head Cap, Zinc Plate	17-2
010171-12.....	Screw, M4 x 0.7 X 12mm Socket Head Cap, Zinc Plate	1-8
010171-12.....	Screw, M4 x 0.7 x 12mm Socket Head Cap, Zinc Plate	23-2
010171-12.....	Screw, M4 x 0.7 X 12mm Socket Head Cap, Zinc Plate	44-2
010171-14.....	Screw, M4 x 0.7 x 14mm Socket Head Cap, Zinc Plate	14-2
010171-14.....	Screw, M4 x 0.7 x 14mm Socket Head Cap, Zinc Plate	26-4
010171-16.....	Screw, M4 x 0.7 X 16mm Socket Head Cap, Zinc Plate	1-14
010171-16.....	Screw, M4 x 0.7 X 16mm Socket Head Cap, Zinc Plate	1-2
010171-16.....	Screw, M4 x 0.7 x 16mm Socket Head Cap, Zinc Plate	13-2
010171-16.....	Screw, M4 x 0.7 X 16mm Socket Head Cap, Zinc Plate	1-4
010171-16.....	Screw, M4 x 0.7 X 16mm Socket Head Cap, Zinc Plate	1-6

Part Number	Description	Page Number
010171-16.....	Screw, M4 x 0.7 x 16mm Socket Head Cap, Zinc Plate	16-4
010171-20.....	Screw, M4 x 0.7 X 20mm Socket Head Cap, Zinc Plate	1-2
010171-20.....	Screw, M4 x 0.7 X 20mm Socket Head Cap, Zinc Plate	1-4
010171-20.....	Screw, M4 x 0.7 x 20mm Socket Head Cap, Zinc Plate	16-4
010171-20.....	Screw, M4 x 0.7 x 20mm Socket Head Cap, Zinc Plate	23-2
010171-20.....	Screw, M4 x 0.7 x 20mm Socket Head Cap, Zinc Plate	26-4
010171-06.....	Screw, M4 x 0.7 X 6mm Socket Head Cap, Zinc Plate	1-14
010171-06.....	Screw, M4 x 0.7 X 6mm Socket Head Cap, Zinc Plate	1-2
010171-06.....	Screw, M4 x 0.7 x 6mm Socket Head Cap, Zinc Plate	17-2
010171-08.....	Screw, M4 x 0.7 X 8mm Socket Head Cap, Zinc Plate	1-10
010171-08.....	Screw, M4 x 0.7 X 8mm Socket Head Cap, Zinc Plate	1-16
010171-08.....	Screw, M4 x 0.7 x 8mm Socket Head Cap, Zinc Plate	13-2
010171-08.....	Screw, M4 x 0.7 x 8mm Socket Head Cap, Zinc Plate	17-2
010171-08.....	Screw, M4 x 0.7 x 8mm Socket Head Cap, Zinc Plate	23-2
010172-12.....	Screw, M4 x 0.8 X 12mm Socket Head Cap, Zinc Plate	1-16
010172-12.....	Screw, M4 x 0.8 X 12mm Socket Head Cap, Zinc Plate	1-6
010172-12.....	Screw, M4 x 0.8 X 12mm Socket Head Cap, Zinc Plate	1-8
010172-12.....	Screw, M4 x 0.8 x 12mm Socket Head Cap, Zinc Plate	26-4
010172-12.....	Screw, M4 x 0.8 X 12mm Socket Head Cap, Zinc Plate	44-2
010172-12.....	Screw, M4 x 0.8 X 12mm Socket Head Cap, Zinc Plate	44-4
010172-10.....	Screw, M5 x 0.8 X 10mm Socket Head Cap, Zinc Plate	1-16
010172-10.....	Screw, M5 x 0.8 X 10mm Socket Head Cap, Zinc Plate	1-2
010172-10.....	Screw, M5 x 0.8 x 10mm Socket Head Cap, Zinc Plate	28-2
010172-16.....	Screw, M5 x 0.8 X 16mm Socket Head Cap, Zinc Plate	1-16
010172-16.....	Screw, M5 x 0.8 X 16mm Socket Head Cap, Zinc Plate	1-6
010172-16.....	Screw, M5 x 0.8 x 16mm Socket Head Cap, Zinc Plate	25-2
010172-16.....	Screw, M5 x 0.8 x 16mm Socket Head Cap, Zinc Plate	26-4
010172-16.....	Screw, M5 x 0.8 X 16mm Socket Head Cap, Zinc Plate	44-4
010172-20.....	Screw, M5 x 0.8 x 20mm Socket Head Cap, Zinc Plate	11-2
010172-20.....	Screw, M5 x 0.8 X 20mm Socket Head Cap, Zinc Plate	1-8

Part Number	Description	Page Number
010172-20.....	Screw, M5 x 0.8 x 20mm Socket Head Cap, Zinc Plate	25-2
010172-30.....	Screw, M5 x 0.8 X 30mm Socket Head Cap, Zinc Plate	1-6
010172-30.....	Screw, M5 x 0.8 X 30mm Socket Head Cap, Zinc Plate	1-8
010172-35.....	Screw, M5 x 0.8 x 35mm Socket Head Cap, Zinc Plate	11-2
010172-35.....	Screw, M5 x 0.8 X 35mm Socket Head Cap, Zinc Plate	44-2
010172-50.....	Screw, M5 x 0.8 x 50mm Socket Head Cap, Zinc Plate	25-2
010172-55.....	Screw, M5 x 0.8 X 55mm Socket Head Cap, Zinc Plate	44-4
010172-08.....	Screw, M5 x 0.8 X 8mm Socket Head Cap, Zinc Plate	1-14
011164-16.....	Screw, M6 x 1 x 16MM, Button Head Cap, Zinc Plate	1-14
010173-12.....	Screw, M6 x 12mm, Socket Head Cap, Zinc Plate	1-2
010173-12.....	Screw, M6 x 12mm, Socket Head Cap, Zinc Plate	3-2
010173-12.....	Screw, M6 x 12mm, Socket Head Cap, Zinc Plate	3-2
010173-16.....	Screw, M6 x 16mm, Socket Head Cap, Zinc Plate	1-10
010173-16.....	Screw, M6 x 16mm, Socket Head Cap, Zinc Plate	1-12
010173-16.....	Screw, M6 x 16mm, Socket Head Cap, Zinc Plate	1-16
010173-16.....	Screw, M6 x 16mm, Socket Head Cap, Zinc Plate	1-4
010173-16.....	Screw, M6 x 16mm, Socket Head Cap, Zinc Plate	1-6
010173-16.....	Screw, M6 x 16mm, Socket Head Cap, Zinc Plate	23-2
010173-16.....	Screw, M6 x 16mm, Socket Head Cap, Zinc Plate	26-4
010173-16.....	Screw, M6 x 16mm, Socket Head Cap, Zinc Plate	28-2
010173-16.....	Screw, M6 x 16mm, Socket Head Cap, Zinc Plate	31-2
010173-16.....	Screw, M6 x 16mm, Socket Head Cap, Zinc Plate	3-2
010173-16.....	Screw, M6 x 16mm, Socket Head Cap, Zinc Plate	3-2
010173-20.....	Screw, M6 x 20mm, Socket Head Cap, Zinc Plate	13-2
010173-20.....	Screw, M6 x 20mm, Socket Head Cap, Zinc Plate	1-6
010173-20.....	Screw, M6 x 20mm, Socket Head Cap, Zinc Plate	1-8
010173-20.....	Screw, M6 x 20mm, Socket Head Cap, Zinc Plate	28-2
010173-20.....	Screw, M6 x 20mm, Socket Head Cap, Zinc Plate	44-2
010173-25.....	Screw, M6 x 25mm, Socket Head Cap, Zinc Plate	1-10
010173-25.....	Screw, M6 x 25mm, Socket Head Cap, Zinc Plate	1-4

Part Number	Description	Page Number
010173-25.....	Screw, M6 x 25mm, Socket Head Cap, Zinc Plate	1-6
010173-25.....	Screw, M6 x 25mm, Socket Head Cap, Zinc Plate	1-8
010173-25.....	Screw, M6 x 25mm, Socket Head Cap, Zinc Plate	25-2
010173-30.....	Screw, M6 x 30mm, Socket Head Cap, Zinc Plate	1-8
010173-35.....	Screw, M6 x 35mm, Socket Head Cap, Zinc Plate	28-2
010173-50.....	Screw, M6 x 50mm, Socket Head Cap, Zinc Plate	44-2
010175-01.....	Screw, M8 x 100mm, Socket Head Cap, Zinc Plate	35-2
13950-30.....	Screw, M8 X 30mm, Socket Head Cap Flanged, Zinc Plate	44-2
010174-30.....	Screw, M8 x 30mm, Socket Head Cap, Zinc Plate	30-2
010174-35.....	Screw, M8 x 35mm, Socket Head Cap, Zinc Plate	1-8
004643-01.....	Screw, Needle Plate	1-4
009863-08.....	Screw, Pan Head Phillips w/STAR, M4 x 8mm LG	9-2
006558-06.....	Screw, Pan Head Phillips, M3 x 6mm LG	11-2
006558-06.....	Screw, Pan Head Phillips, M3 x 6mm LG	1-2
006558-06.....	Screw, Pan Head Phillips, M3 x 6mm LG	15-2
006558-06.....	Screw, Pan Head Phillips, M3 x 6mm LG	32-2
006558-06.....	Screw, Pan Head Phillips, M3 x 6mm LG	4-2
006558-08.....	Screw, Pan Head Phillips, M3 x 8mm LG	13-2
006558-08.....	Screw, Pan Head Phillips, M3 x 8mm LG	35-2
004262-35.....	Screw, Pan Head Phillips, M4 x 35mm LG	32-2
010568-01.....	Screw, Plasti-fast, 2-32 x .25 in. lg	10-2
008496-08.....	Screw, Self-Tapping, 4 x 1/2	21-2
10188.....	Screw, Set, Cone Point, M3	24-2
001960-10.....	Screw, Set, Flat Point, M4 x 0.7 x 10mm	1-6
001960-03.....	Screw, Set, Flat Point, M4 x 0.7 x 3mm	18-2
001960-04.....	Screw, Set, Flat Point, M4 x 0.7 x 4mm	17-2
001960-06.....	Screw, Set, Flat Point, M4 x 0.7 x 6mm	1-6
001960-06.....	Screw, Set, Flat Point, M4 x 0.7 x 6mm	16-4
001960-08.....	Screw, Set, Flat Point, M4 x 0.7 x 8mm	17-2
001960-08.....	Screw, Set, Flat Point, M4 x 0.7 x 8mm	18-2

Part Number	Description	Page Number
001971-08.....	Screw, Set, Flat Point, M6 x 1.0 x 8mm	23-2
001828-01.....	Screw, Set, Ndl Clamp	16-4
001927-10.....	Screw, Set, Skt, Flt Pt, M5 x .8 x 10MM	17-2
001927-06.....	Screw, Set, Skt, Flt Pt, M5 x .8 x 6MM	1-4
001927-06.....	Screw, Set, Skt, Flt Pt, M5 x .8 x 6MM	23-2
001927-06.....	Screw, Set, Skt, Flt Pt, M5 x .8 x 6MM	25-2
005034-01.....	Screw, Set, Socket, Cup Point, M4 x .7 x 6MM	12-2
005034-01.....	Screw, Set, Socket, Cup Point, M4 x .7 x 6MM	15-2
005034-01.....	Screw, Set, Socket, Cup Point, M4 x .7 x 6MM	21-2
10495-20.....	Screw, Shoulder, M4 x 0.7 x 20mm	12-2
010133-06.....	Screw, Small Flat Head, M3 x 0.5 x 6mm	40-4
670038-08.....	Screw, Socket Head Cap, 10-32 x 1/2"	43-2
002637-08.....	Screw, Socket Head Cap, Low Head, M5 x 8mm lg	13-2
001922-10.....	Screw, Socket Head Cap, M3 x 0.5 x 10mm	10-2
010170-06.....	Screw, Socket Head Cap, M3 x 0.5 x 6mm	41-2
010170-08.....	Screw, Socket Head Cap, M3 x 0.5 x 8mm	43-2
010171-16.....	Screw, Socket Head Cap, M4 x 0.7 x 16mm, Zinc Plate	39-2
010171-20.....	Screw, Socket Head Cap, M4 x 0.7 x 20mm, Zinc Plate	38-4
010172-16.....	Screw, Socket Head Cap, M5 x 0.8 x 16mm, Zinc Plate	38-2
010171-10.....	Screw, Socket Head, Cap, M4 x 0.7 x 10mm	38-6
11660-14.....	Screw, Wood, Panhead,10, Phillips X 7/8" lg	44-2
14682.....	Screw, Wood, Square Hook,10	44-2
005707-01.....	Seat, Cone, Thread, Thread Tree	1-16
009982-01.....	Separator, Term BLk	34-2
007564-01.....	Set, Number, Head ID	39-2
10394.....	Shaft, Bobbin, Front	23-2
10395.....	Shaft, Bobbin, Rear	23-2
10538-01.....	Shaft, Cam, Color Change	17-2
10397.....	Shaft, Connecting, Picker	23-2
009599-02.....	Shaft, Roller	38-2

Part Number	Description	Page Number
10585.....	Shaft, Y-Drive, Left	1-8
10584.....	Shaft, Y-Drive, Right	1-10
10367.....	Shaft, Z-Drive, Upper, Left	1-8
007505-01.....	Shim, Ndl Case, .040 thk	16-4
007505-02.....	Shim, Ndl Case, .040 thk	16-4
010064-01.....	Spacer, Bracket, Interface	39-2
12594.....	Spacer, Center, Table Support	44-2
007518-01.....	Spacer, T/U Lever	16-4
003234-01.....	Spring, Cam Follower	25-2
009622-01.....	Spring, Compression	41-2
001537-01.....	Spring, Hldr, Ndl Bar	16-4
10493.....	Spring, Holding, Jumpstitch	12-2
10492-01.....	Spring, Home, Jumpstitch	12-2
10479-01.....	Spring, Jump Stitch	14-2
10459-01.....	Spring, Take-up Lever	13-2
007590-01.....	Sprocket, Drive, Grabber, Assembly	21-2
10108.....	Stand, Bobbin, Assembly	1-14
007095-25.....	Standoff, F/F, M3 x 0.7 x 25mm	32-2
007095-25.....	Standoff, F/F, M3 x 0.7 x 25mm	35-2
008129-16.....	Standoff, Hex, M/F, M4 x 0.7	1-14
008129-30.....	Standoff, Hex, M/F, M4 x 0.7	1-16
008129-10.....	Standoff, Hex, M/F, M4 x 0.7	32-2
008129-10.....	Standoff, Hex, M/F, M4 x 0.7	35-2
008129-30.....	Standoff, Hex, M/F, M4 x 0.7	6-2
008129-30.....	Standoff, Hex, M/F, M4 x 0.7	7-2
008129-30.....	Standoff, Hex, M/F, M4 x 0.7	8-2
010151-01.....	Strap, Clamping, Cap Frame, w/Rubber	40-4
14660.....	Strap, Rubber, 150 MM Lg	44-2
010467-01.....	Strap, Rubber, Gauge, 2.38" x 18.00" x .0625" Thick	43-2
010973-01.....	Strap, Rubber, Gauge, 2.38" x 18.00" x .125" Thick	43-2

Part Number	Description	Page Number
12598.....	Strip, Center Guide, Sash Frame	44-4
007408-01.....	Stud, Conn, Ndl Bar, Machnd	16-4
007528-01.....	Support, Brkt, Tnsnr	16-4
009604-01.....	Support, Cap, Large, Machined	38-4
10773.....	Support, Cap, Small, Machined	38-4
12591.....	Support, Center, Table	44-2
10407-01.....	Support, Shaft, Drive, Picker	23-2
007165-01.....	Support, Shipping, Needle Case	1-2
010159-01.....	Switch, Contact Blk, E-Stop	5-2
003560-01.....	Tab, Tensioner	10-2
12622-01.....	Table, Left Side, EMB10/6T	44-2
12622-02.....	Table, Right Side, EMB10/6T	44-2
011062-01.....	Tape, Adhesive, 2.25"	38-4
009613-01.....	Tensioner Disk	41-2
010096-02.....	Tensioner Disk Hub	41-2
009606-01.....	Tensioner Disk Support	41-2
10356.....	Tensioner, Assembly	1-14
10374-02.....	Tensioner, Belt, Z-Shaft, Lower	1-6
007547-01.....	Tensioner, Thread, Main, Black, Assembly	10-2
010107-01.....	Under Thread Control, Assembly	1-4
007521-01.....	V-Rail, Arm	11-2
007520-01.....	V-Rail, Needle Case	1-2
010167-04.....	Washer, External Tooth Star, M4	32-2
10435-03.....	Washer, Fender, 3.2 x 9 x .8mm	1-14
10435-03.....	Washer, Fender, 3.2 x 9 x .8mm	26-4
10435-05.....	Washer, Fender, 4.3 x 12 x 1mm	1-10
10435-05.....	Washer, Fender, 4.3 x 12 x 1mm	1-14
10435-05.....	Washer, Fender, 4.3 x 12 x 1mm	26-4
10435-05.....	Washer, Fender, 4.3 x 12 x 1mm	44-2
10435-06.....	Washer, Fender, 5.3 x 15 x 1.2mm	1-6

Part Number	Description	Page Number
10435-06.....	Washer, Fender, 5.3 x 15 x 1.2mm	1-8
10435-06.....	Washer, Fender, 5.3 x 15 x 1.2mm	26-4
10435-06.....	Washer, Fender, 5.3 x 15 x 1.2mm	44-2
10435-06.....	Washer, Fender, 5.3 x 15 x 1.2mm	44-4
10435-07.....	Washer, Fender, 6.4 x 18 x 1.6mm	1-10
10435-07.....	Washer, Fender, 6.4 x 18 x 1.6mm	1-12
10435-07.....	Washer, Fender, 6.4 x 18 x 1.6mm	1-16
10435-07.....	Washer, Fender, 6.4 x 18 x 1.6mm	1-4
10435-07.....	Washer, Fender, 6.4 x 18 x 1.6mm	1-6
10435-07.....	Washer, Fender, 6.4 x 18 x 1.6mm	1-8
10435-07.....	Washer, Fender, 6.4 x 18 x 1.6mm	44-2
005009-01.....	Washer, Flat, .260ID x .420OD x .03thk	16-4
10441-12.....	Washer, Flat, Heavy, 23 ID x 36 OD x 4 Thk	13-2
10441-03.....	Washer, Flat, Heavy, 5 ID x 10 OD x .8 Thk	13-2
690439-03.....	Washer, Flat, M3	38-6
690439-03.....	Washer, Flat, M3	40-2
690439-03.....	Washer, Flat, M3	40-4
690439-03.....	Washer, Flat, M3	41-2
690439-03.....	Washer, Flat, M3	43-2
690439-04.....	Washer, Flat, M4	38-6
690439-04.....	Washer, Flat, M4	39-2
690439-04.....	Washer, Flat, M4	40-2
690439-04.....	Washer, Flat, M4	40-4
690439-05.....	Washer, Flat, M5	38-2
690439-05.....	Washer, Flat, M5	40-4
690439-05.....	Washer, Flat, M5	44-2
690439-05.....	Washer, Flat, M5	44-4
690439-06.....	Washer, Flat, M6	44-2
10547-08.....	Washer, Flat, M8	1-4
004426-03.....	Washer, Lock, External Tooth, M3	23-3

Part Number	Description	Page Number
690427-03.....	Washer, Lock, Split M3	41-2
690427-04.....	Washer, Lock, Split, M4	38-4
690427-04.....	Washer, Lock, Split, M4	38-6
690427-04.....	Washer, Lock, Split, M4	39-2
690427-04.....	Washer, Lock, Split, M4	44-2
690427-05.....	Washer, Lock, Split, M5	38-2
690427-05.....	Washer, Lock, Split, M5	44-2
690427-05.....	Washer, Lock, Split, M5	44-4
690427-06.....	Washer, Lock, Split, M6	44-2
690033-03.....	Washer, Lock, Split,10	43-2
10551-02.....	Washer, Shoulder, Nylon, 3.1 ID x 7.15 OD	12-2
009812-02.....	Washer, Support, Spring	41-2
007574-01.....	Washer, Thrust, 1mm Thick	17-2
007574-01.....	Washer, Thrust, 1mm Thick	18-2
002697-03.....	Washer, Wave, 22mm OD	23-3
002697-08.....	Washer, Wave, 32MM	26-4
10621-01.....	X-Beam Assembly	1-10
10581-03.....	X-Beam, Machined	26-4
10528-02.....	Y-Beam, Machined	26-4
10366-01.....	Z-Shaft, Lower, Left	1-8